

Locks
鎖具

RL IP65



A-818-1



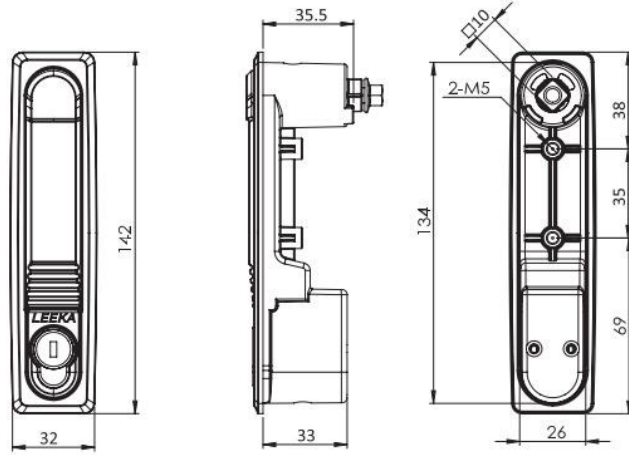
A-818-2



A-818-3



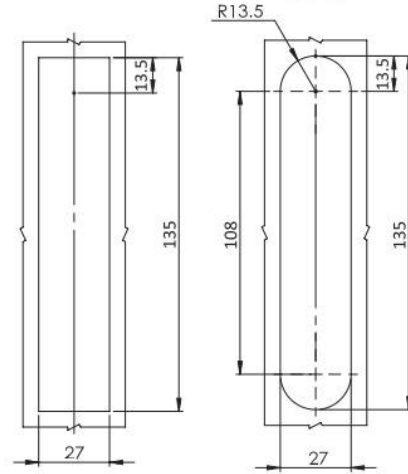
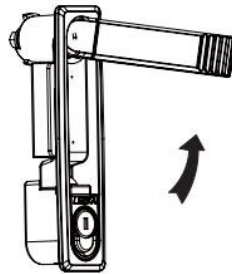
A-818-4



開孔尺寸(1)
Cut out

開孔尺寸(2)
Cut out

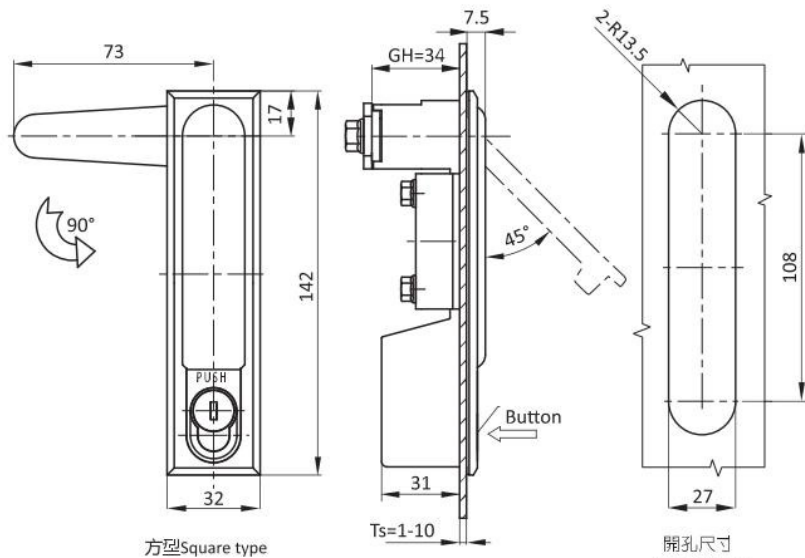
使用方法



鋅合金基座、手柄、鍍鋅鋼栓
Zine die handle and housing black powder, Coated or bright chrome,
M.S. Zinc plated cam and shaft.

電鍍塗裝(黑) Black E-Coated	手柄亮鍍基座黑 Bright Chrome	電鍍亮鍍 Bright Chrome	香檳色 Champagne-plated
A-818-1	A-818-2	A-818-3	A-818-4

RL



方型 Square type

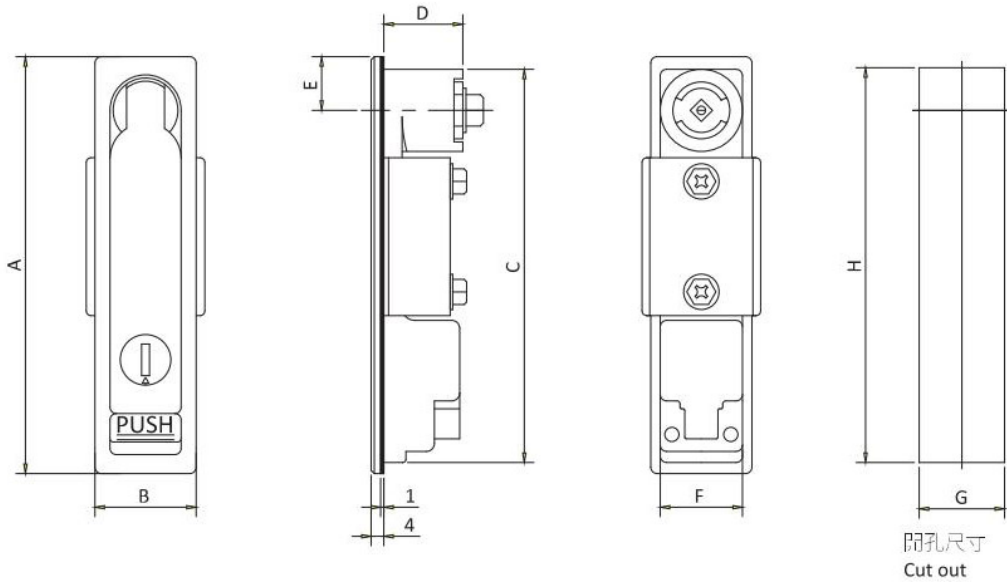
開孔尺寸
Panel Cutout

黑色鋅合金手柄，鍍鋅鋼栓，鍍鋅鋅合金鎖頭，鋁合金基座
Zine die; M.S. zinc plated cam.

方型 Square type	黑色塗裝 Black powder coated	A-818-5
----------------	--------------------------	---------

可選配件 Accessories ref. to page #

1. 鎖頭見頁面 I-004
Cam ref. to page I-004



RL



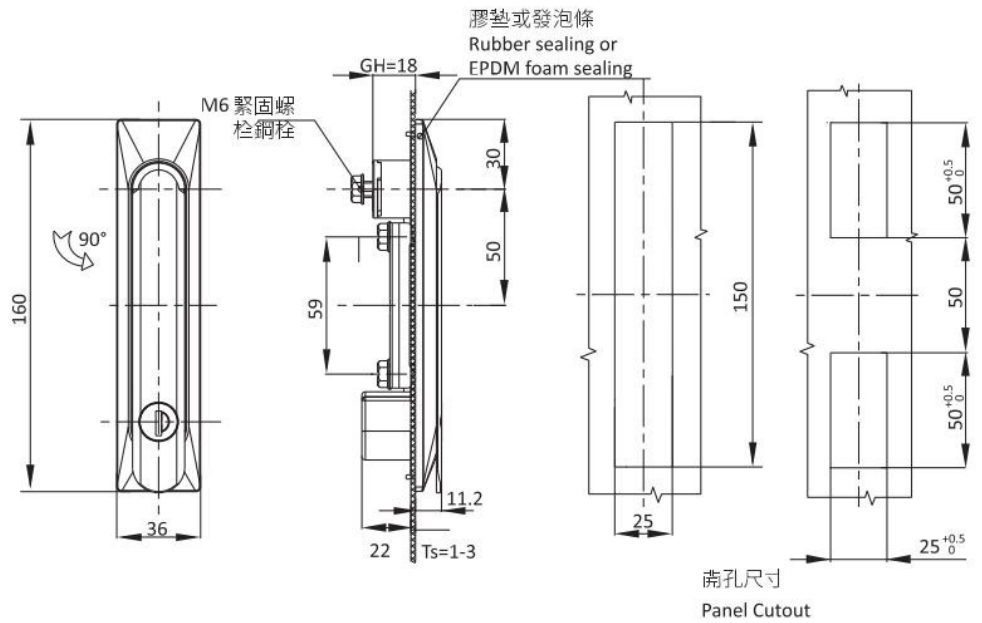
商品編號 Product No.	A	B	C	D	E	F	G	H
A-712	149	39	140	30	23.5	29	30	141
A-711	132	34	124	28	17	26	27	125
A-713	110	34	101.7	28	17	25.7	26.7	102.8
A-713-2A	92	33.5	84	28	17	26.5	27.5	85

鋅合金基座、手柄、按鈕、鎖芯；鍍鋅鋼栓、壓板
Zinc die casting handle、housing、button and cylinder；M.S. zinc plating cam and fixing parts.

	亞光銀 Silver	亮鎳 Bright Chrome	黑色塗裝 Black Powder Coated
大型 Large Size	A-712-A	A-712-C	A-712-B
中型 Standard	A-711-A	A-711-C	A-711-B
小型 Medium	A-713-A	A-713-C	A-713-B
迷你型 Small Size		A-713-2A	

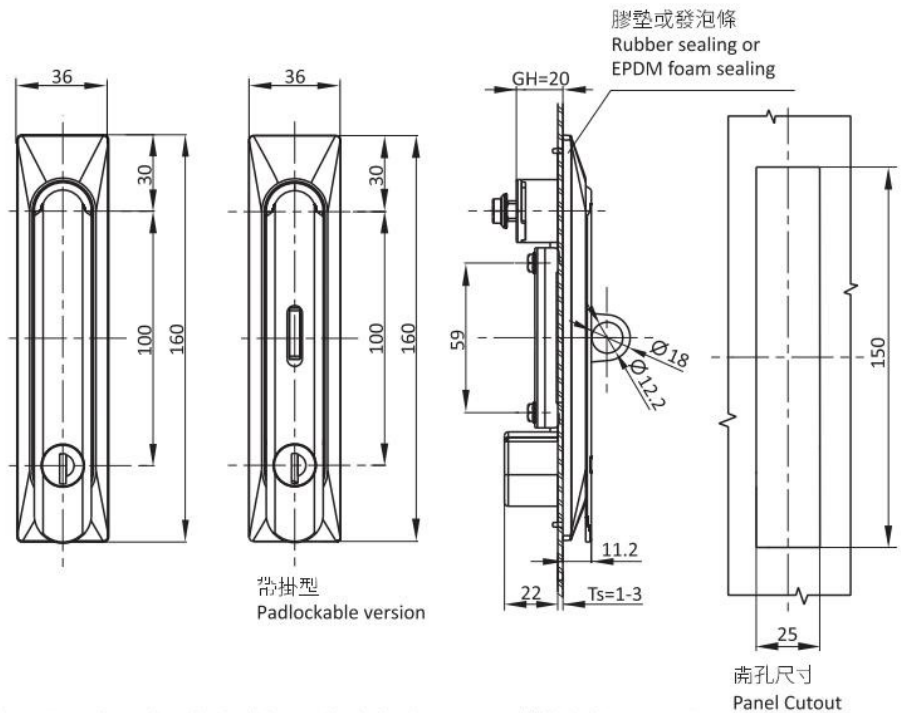
可選配件 Accessories ref. to page #

1. 鎖舌見頁 I-004
Cam ref. to page I-004
2. 另可訂製掛鎖型 Customize Padlock



黑色PA塑料鎖體, 鋅合金手柄、轉軸, 鍍鋅鋼安裝緊固件
 PA black plastic, zinc die handle black powder coated, zinc die shaft and m.s. zinc plated fixing parts.

	鋅合金手柄, 塑料座 Zinc die handle, PA housing
大型 Large size GH=18	A-1201-01-0118



黑色PA塑料鎖體或者鋅合金鎖體, 鋅合金手柄、轉軸, 鍍鋅鋼安裝緊固件
 PA black plastic or zinc die housing, zinc die handle black powder coated, zinc die shaft and m.s. zinc plated fixing parts.

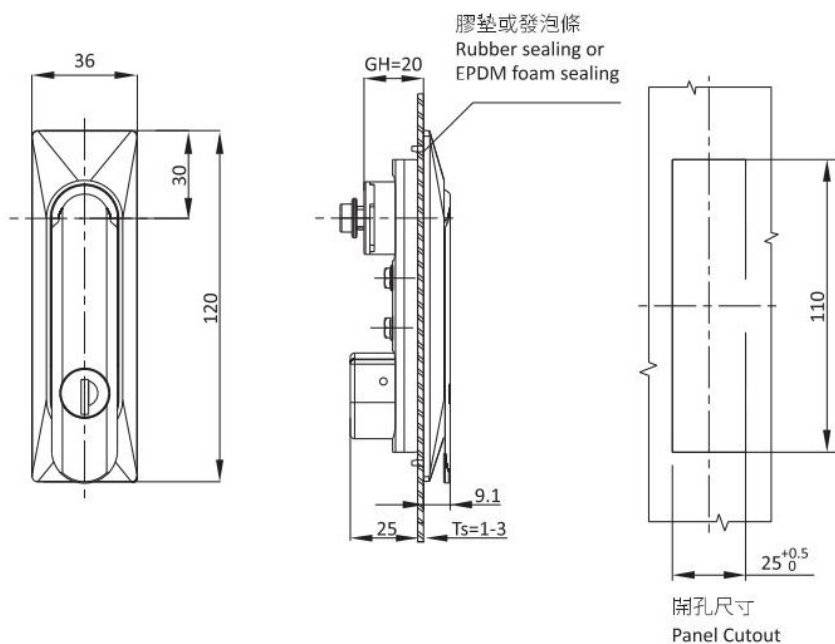
	鋅合金手柄, 塑料座 Zinc die handle, PA housing	全鋅合金 Zinc Die
不帶掛鎖 without padlock	大型 Large size A-1201-01-0120	A-1201-01-0220
帶掛鎖 padlockable	大型 Large size A-1201-01-0120P	A-1201-01-0220P

可選配件 Accessories ref. to page #

- 1. 鎖舌 見頁面 I-001
CAM ref. to page I-001

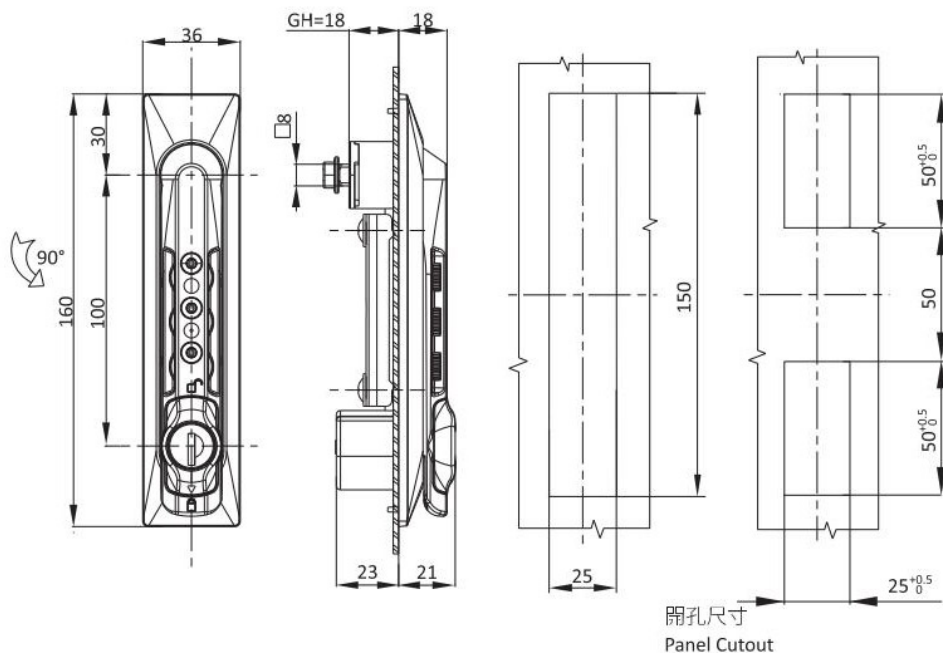
備註: Remark

- 1. 專用鑰匙可選 Key different on request.
- 2. CH751鑰匙可選, CH751 key code on request
- 3. 可配掛鎖 Padlockable on request



黑色PA塑料鎖體或者鋅合金鎖體，鋅合金手柄、轉軸，鍍鋅鋼安裝緊固件
 PA black plastic or zinc die housing, zinc die handle black powder coated, zinc die shaft and m.s. zinc plated fixing parts.

	鋅合金手柄, 塑料座 Zinc die handle, PA housing	全鋅合金 Full Zinc die
小型 Small size	A-1201-02-0120	A-1201-02-0220



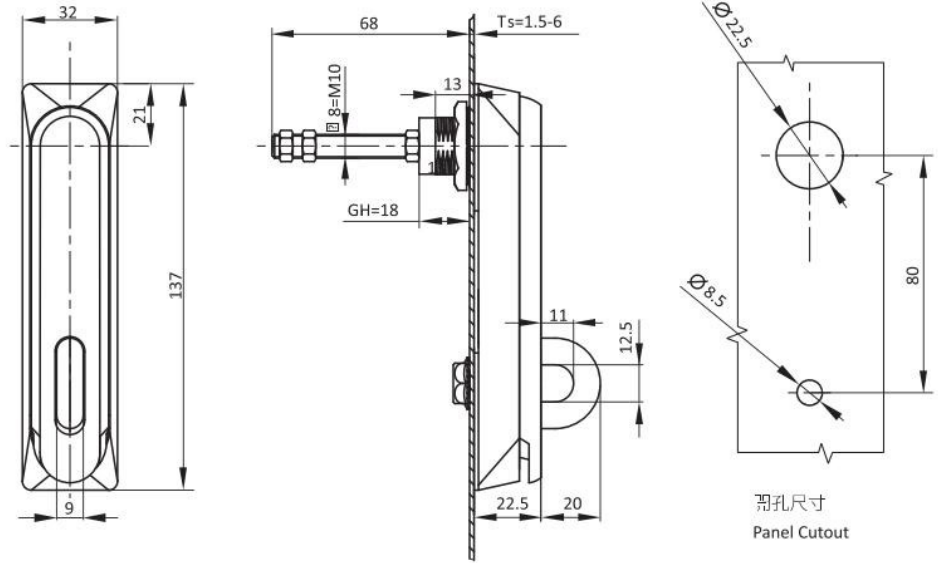
黑色PA塑料鎖體或者鋅合金鎖體，鋅合金手柄、轉軸，鍍鋅鋼安裝緊固件
 PA black plastic or zinc die housing, zinc die handle black powder coated, zinc die shaft and m.s. zinc plated fixing parts.

	塑料手柄, 座 PA handle and housing
密碼型 Code mode	A-1201-01-0320

可選配件 Accessories ref. to page #

- 鎖可與頁面 I-001
CAM ref. to page I-001

備註: Remark
 1. 專用鑰匙可選 Key different on request.
 2. CH751 鑰匙可選, CH751 key code on request



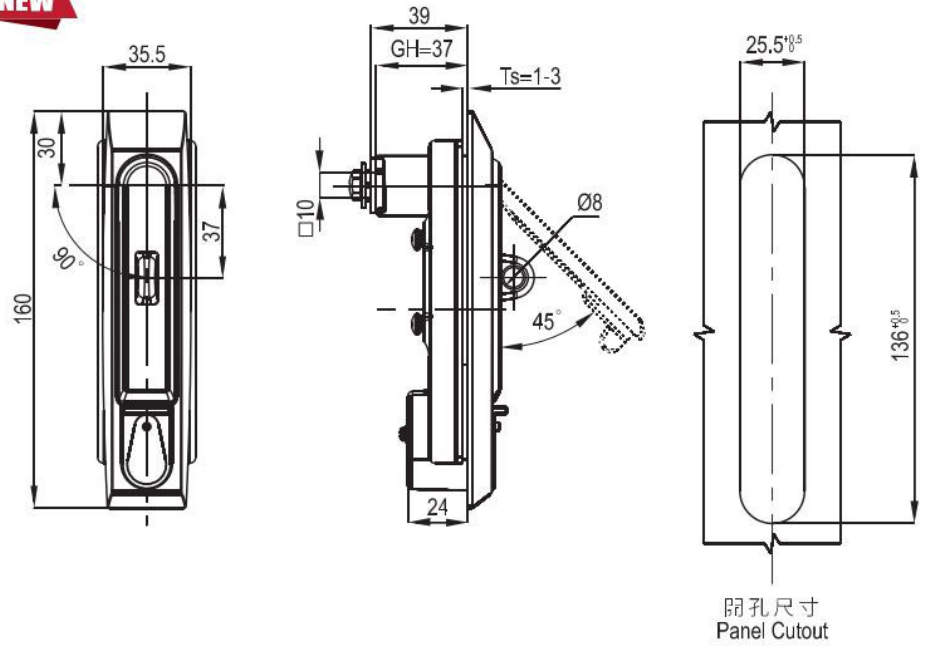
不銹鋼鎖體、鋼栓、螺母
stainless steel 304 body and nut.

不銹鋼 304 SUS 304

AS-1205-304



NEW



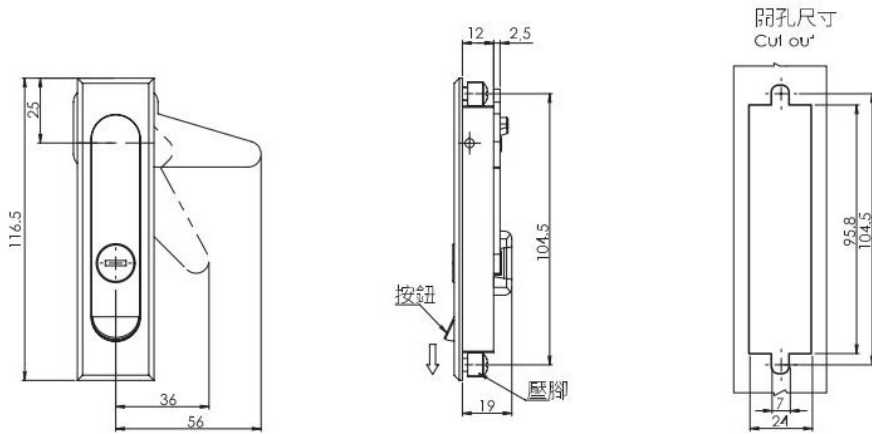
鋅合金鎖體、噴塗黑、不銹鋼掛鎖座、安裝板
Zinc die, black powder coated, SUS padlock, mounting bracket

可選配件 Accessories ref. to page #

- 1. 鎖舌 選配開孔 10x10 ;
Optional cam cutout : 10x10

備註: Remark
1. 鎖頭可換

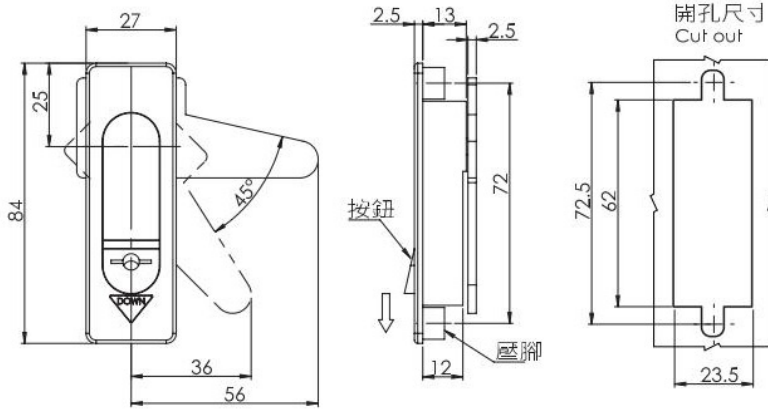
噴塗黑 Black Powder Coated	
不帶掛 Without padlock	帶掛 Padlockable
A-1209-101-10	A-1209-101-10-P



鋅合金底座、手柄、按鈕、鎖芯；鍍鋅鋼栓
Zinc die casting handle、housing、button and cylinder；M.S. zinc plating cam.

鋅合金 Zinc die

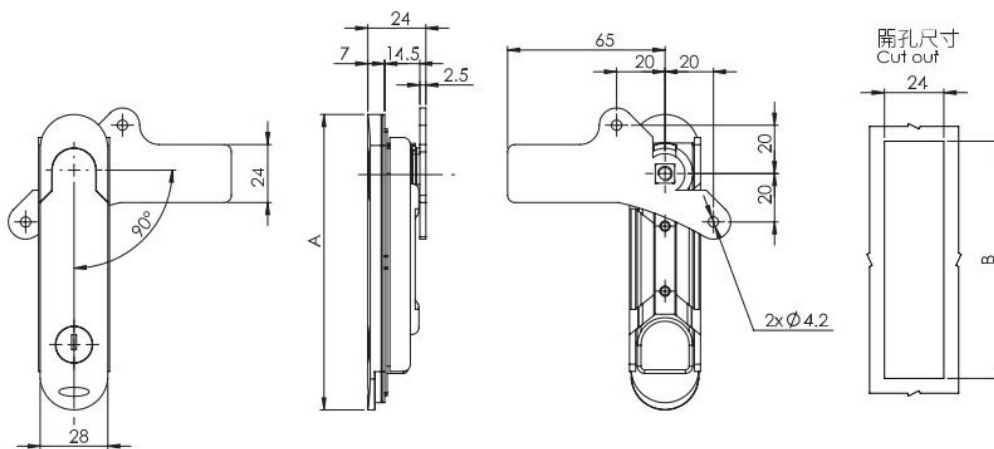
A-730



鋅合金底座、手柄、按鈕、鎖芯；鍍鋅鋼栓
Zinc die casting handle、housing、button and cylinder；M.S. zinc plating cam.

鋅合金 Zinc die

A-732



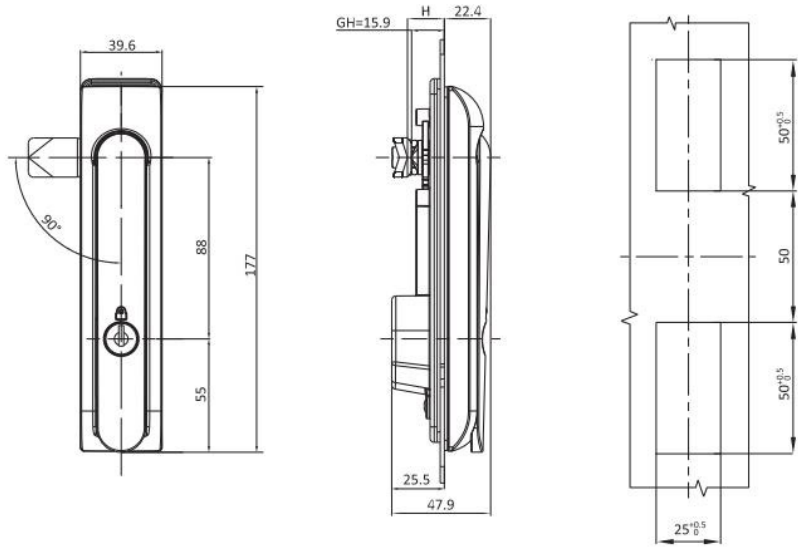
鋅合金底座、手柄、按鈕、鎖芯；鍍鋅鋼栓
Zinc die casting handle、housing、button and cylinder；M.S. zinc plating cam.

Order No.	A	B
A-843-1	89	63
A-843-2	107	80
A-843-3	123	96

unit: m/m



RL IP65



鋅合金鎖體, 表面處理可做黑色塗裝及電鍍
Zinc die body, Black powder coated or black E-coated.

開孔尺寸
Panel Cutout

可選配件 Accessories ref. to page #

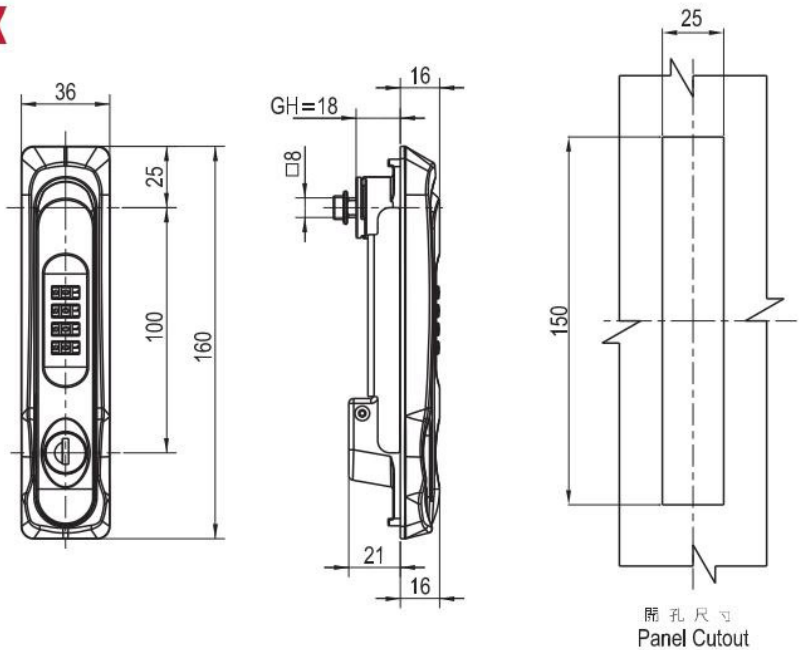
1. 鎖舌 見頁碼 I-001
CAM ref. to page I-001

鎖芯 Cylinder Style		麻面黑 Black Textured Powder Coated	亮鍍 Bright Chrome
CH751 鎖芯 CH751 cylinder	帶掛 Padlockable	A-1207-101-20-P	A-1207-101-30-P
	不帶掛 Without Padlock	A-1207-101-20-NP	A-1207-101-30-NP
三角鎖芯 8 Triangle insert 8	帶掛 Padlockable	A-1207-103-20-P	A-1207-103-30-P
	不帶掛 Without Padlock	A-1207-103-20-NP	A-1207-103-30-NP

RL IP65



NEW



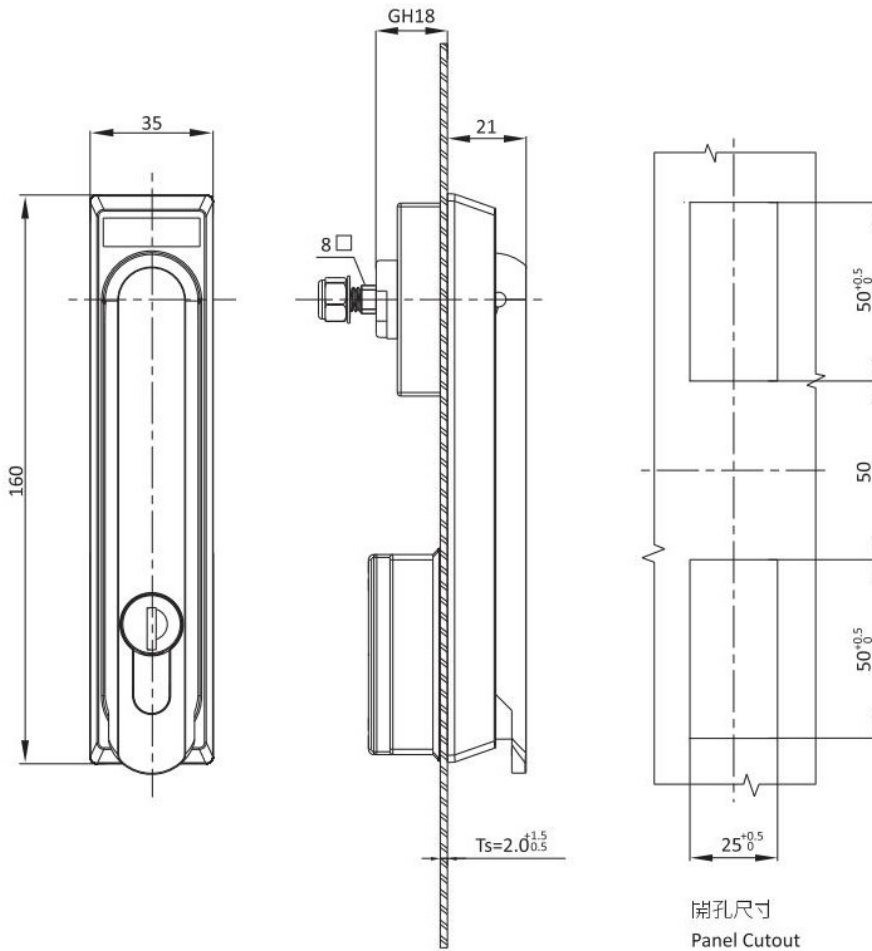
開孔尺寸
Panel Cutout

黑色PA塑料鎖體、鋅合金手柄、轉軸、鍍鋅鋼安裝緊固件
Black PA body, zinc die handle, shaft and m.s. zinc plated fixing parts.

可選配件 Accessories ref. to page #

1. 鎖舌 見頁碼 I-004
CAM ref. to page I-004

噴塑黑 Black Powder Coated	麻面黑 Black Textured Powder Coated
帶鎖芯 Key locking	A-1208-101-20



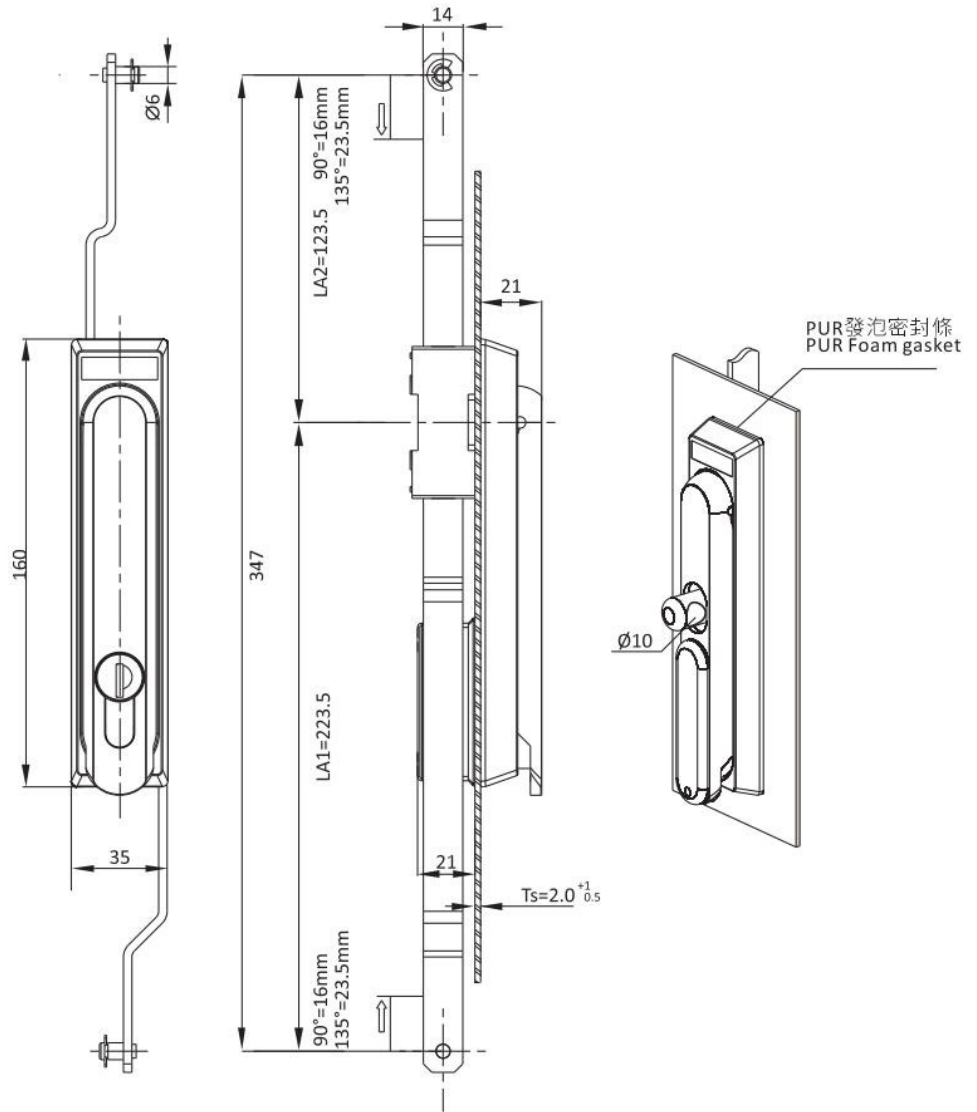
鋅合金鎖體黑色塗裝, 鋅合金拉桿裝置, 鍍鋅鋼轉軸和拉桿, 不鏽鋼掛鎖座
 Zinc die body black powder coated, zinc die rod control, m.s. zinc plated shaft and flat rods, SUS304 padlockable device.

鎖芯 Cylinder Style	Version A(鎖舌型 Cam control)	
	防水蓋Dust Cap	
	有防塵蓋 with	無防塵蓋 without
半圓柱YK333相同鑰匙 Alike YK333 Profile Round Cylinder	A-1100-1P01-C	A-1100-1P01-NC
雙翅4mm (Double Bit 4mm)	A-1100-1P02-C	A-1100-1P02-NC
四方鎖芯 7mm (Square 7mm)	A-1100-1P03-C	A-1100-1P03-NC
三角鎖芯 8mm (Triangular 8mm)	A-1100-1P04-C	A-1100-1P04-NC

可選配件 Accessories ref. to page #

- 鎖舌 見頁由 I-001
CAM ref. to page I-001

- 備註: Remark
- 專用鑰匙可選 Key different on request.
 - CH751鑰匙可選, CH751 key code on request
 - 可配掛鎖 Padlockable on request



鋅合金鎖體黑色塗裝, 鋅合金拉桿裝置, 鍍鋅鋼轉軸和拉桿, 不鏽鋼掛鎖座
 Zinc die body black powder coated, zinc die rod control, m.s. zinc plated shaft and flat rods, SUS304 padlockable device.

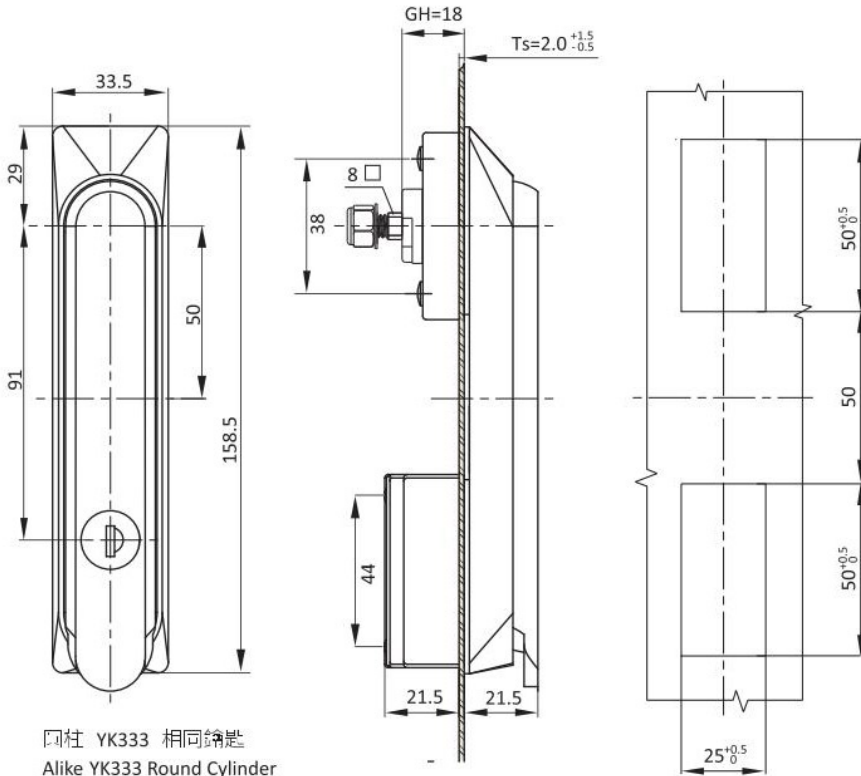
鎖芯 Cylinder Style	Version B(兩點拉桿型 2P.rod control)		Version C(三點拉桿型 3P.rod control)	
	防水蓋 Dust Cap		防水蓋 Dust Cap	
	有防塵蓋 with	無防塵蓋 without	有防塵蓋 with	無防塵蓋 without
半圓柱YK333相同鑰匙 Alike YK333 Profile Round Cylinder	A-1100-2P01-C	A-1100-2P01-NC	A-1100-3P01-C	A-1100-3P01-NC
雙翅 4mm (Double Bit 4mm)	A-1100-2P02-C	A-1100-2P02-NC	A-1100-3P02-C	A-1100-3P02-NC
四方鎖芯 7mm (Square 7mm)	A-1100-2P03-C	A-1100-2P03-NC	A-1100-3P03-C	A-1100-3P03-NC
三角鎖芯 8mm (Triangular 8mm)	A-1100-2P04-C	A-1100-2P04-NC	A-1100-3P04-C	A-1100-3P04-NC

可選配件 Accessories ref. to page #

1. 鎖芯見頁碼 I-001 CAM ref. to page I-001
2. 鎖芯鑰匙
3. 拉桿裝置A-1193系列 Rod Control A-1193 series

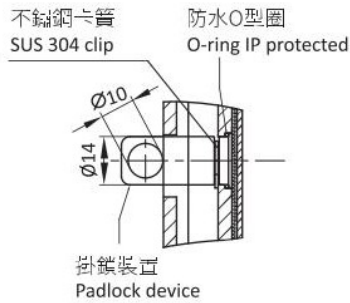
備註: Remark

1. 專用鑰匙可選 Key different on request.
2. CH751鑰匙可選, CH751 key code on request
3. 可配掛鎖 Padlockable on request



圓柱 YK333 相同鑰匙
Alike YK333 Round Cylinder

開孔尺寸
Panel Cutout



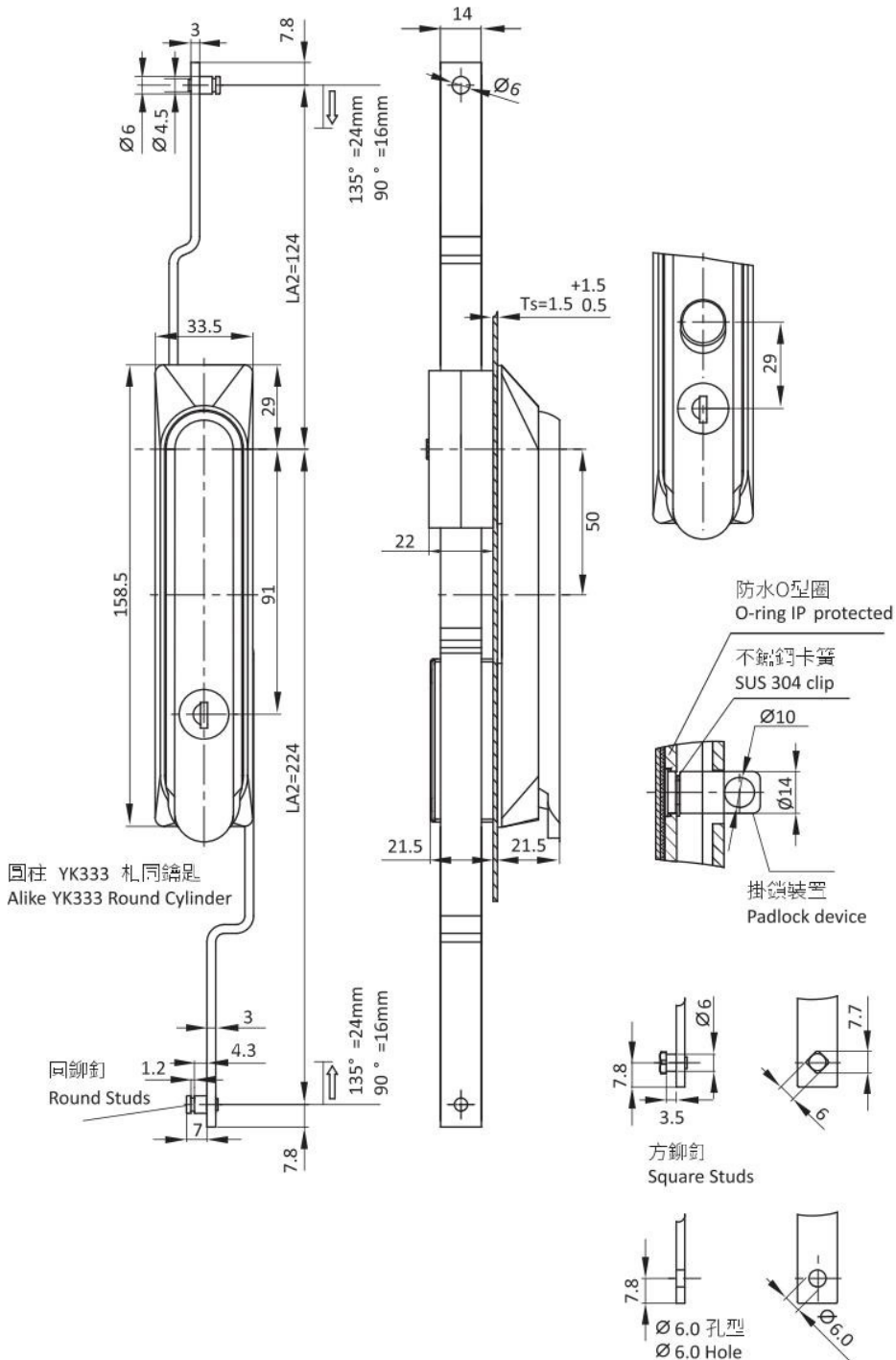
黑色PA塑料鎖體, 鍍鋅鋼軸, 安裝緊固件
PA lock body, M.S zinc plated shaft and fixing parts.

鎖芯 Cylinder Style	Version A(鎖舌型 Cam control)	
	防水蓋Dust Cap	
	有防塵蓋 with	無防塵蓋 without
圓柱YK333相同鑰匙 Alike YK333 Round Cylinder	A-1101-1001-C	A-1101-1001-NC

可選配件 Accessories ref. to page #

- 鎖舌 見頁由 I-001
CAM ref. to page I-001

- 備註: Remark
- 專用鑰匙可選 Key different on request.
 - CH751鑰匙可選, CH751 key code on request
 - 可配掛鎖 Padlockable on request



可選配件 Accessories ref. to page #

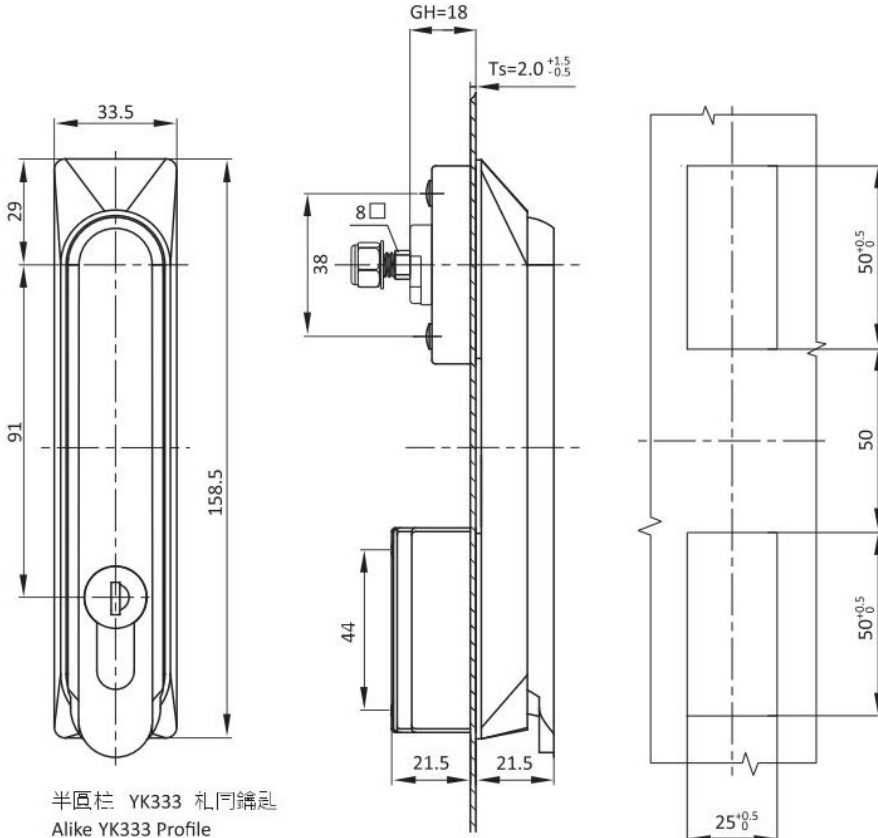
1. 鎖孔見頁由 I-001 CAM ref. to page I-001
2. 鑰匙鑰匙
3. 拉桿裝置A-1190系列 Rod control A-1190 series

備註: Remark

1. 專用鑰匙可選 Key different on request.
2. CH751鑰匙可選, CH751 key code on request
3. 可配掛鎖 Padlockable on request

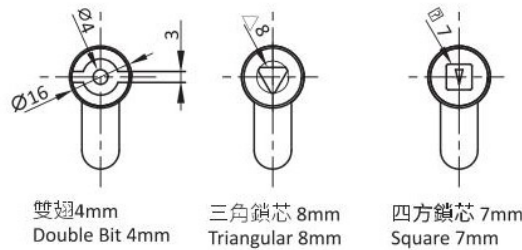
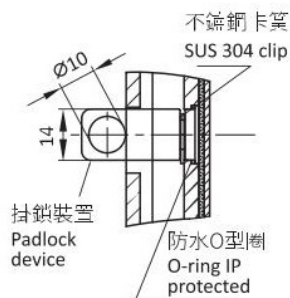
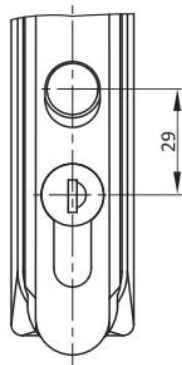
黑色PA塑料鎖體, 鋅合金拉桿裝置, 鍍鋅鋼轉軸和拉桿
PA lock body, zinc die rod control, M.S. zinc plated shaft and flat rods.

鎖芯 Cylinder Style	Version B(兩點拉桿型 2P.rod control)		Version C(三點拉桿型 3P.rod control)	
	防水蓋 Dust Cap		防水蓋 Dust Cap	
	有防塵蓋 with	無防塵蓋 without	有防塵蓋 with	無防塵蓋 without
圓柱YK333相同鑰匙 Alike YK333 Round Cylinder	A-1101-2001-C	A-1101-2001-NC	A-1101-3001-C	A-1101-3001-NC



半圓柱 YK333 相同鑰匙
Alike YK333 Profile
Round Cylinder

開孔尺寸
Panel Cutout



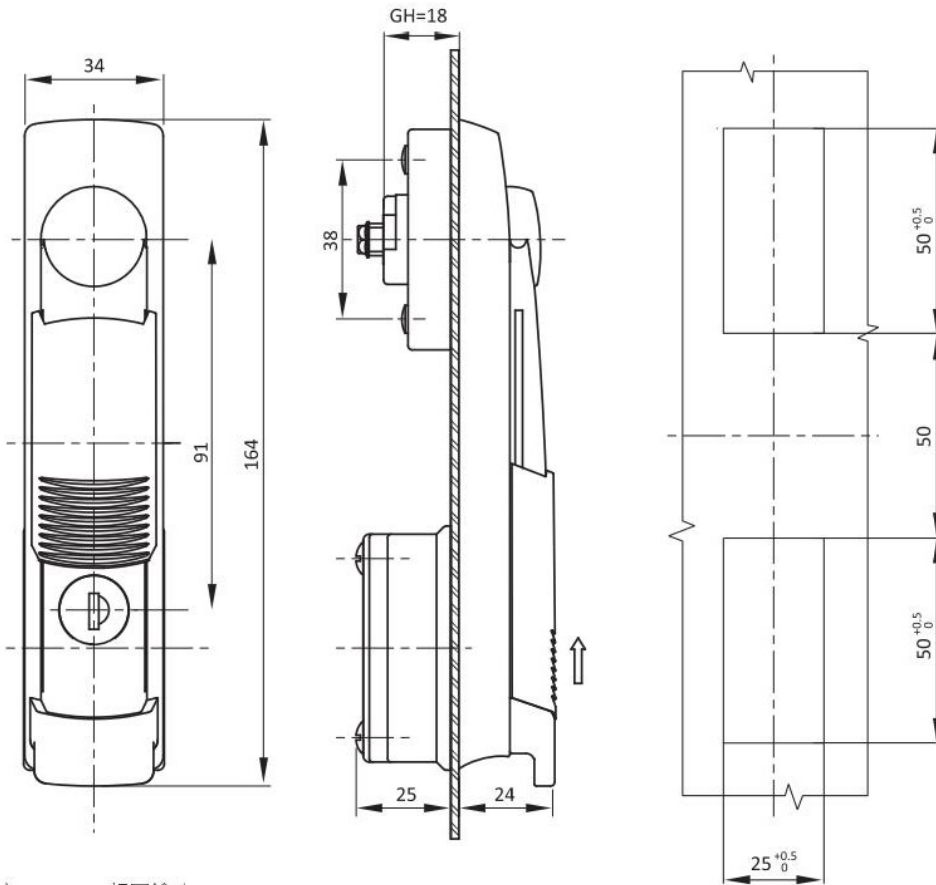
黑色PA塑料鎖體，鍍鋅鋼轉軸，安裝緊固件
PA lock body, M.S zinc plated shaft and fixing parts.

鎖芯 Cylinder Style	Version A(鎖舌型 Cam control)	
	防水蓋Dust Cap	
	有防塵蓋 with	無防塵蓋 without
半圓柱YK333相同鑰匙 Alike YK333 Round Cylinder	A-1101-1P01-C	A-1101-1P01-NC
雙翅 4mm (Double Bit 4mm)	A-1101-1P02-C	A-1101-1P02-NC
四方鎖芯 7mm (Square 7mm)	A-1101-1P03-C	A-1101-1P03-NC
三角鎖芯 8mm (Triangular 8mm)	A-1101-1P04-C	A-1101-1P04-NC

可選配件 Accessories ref. to page #

- 鎖舌 見頁面 I-001
CAM ref. to page I-001

備註: Remark
1. 專用鑰匙可選 Key different on request.
2. CH751鑰匙可選, CH751 key code on request
3. 可配掛鎖 Padlockable on request



圓柱 YK333 相同鑰匙
Alike YK333 Round Cylinder

開孔尺寸
Panel Cutout



黑色PA塑料鎖體,銅轉軸鍍鋅鋼安裝緊固件
PA lock body, Brass handle shaft, M.S zinc plated fixing parts

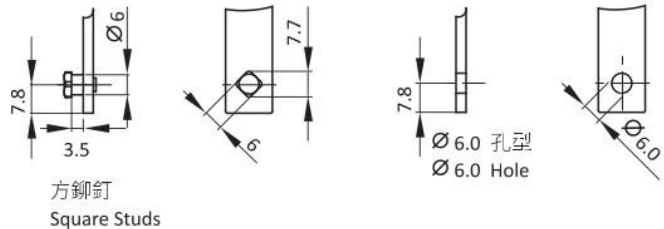
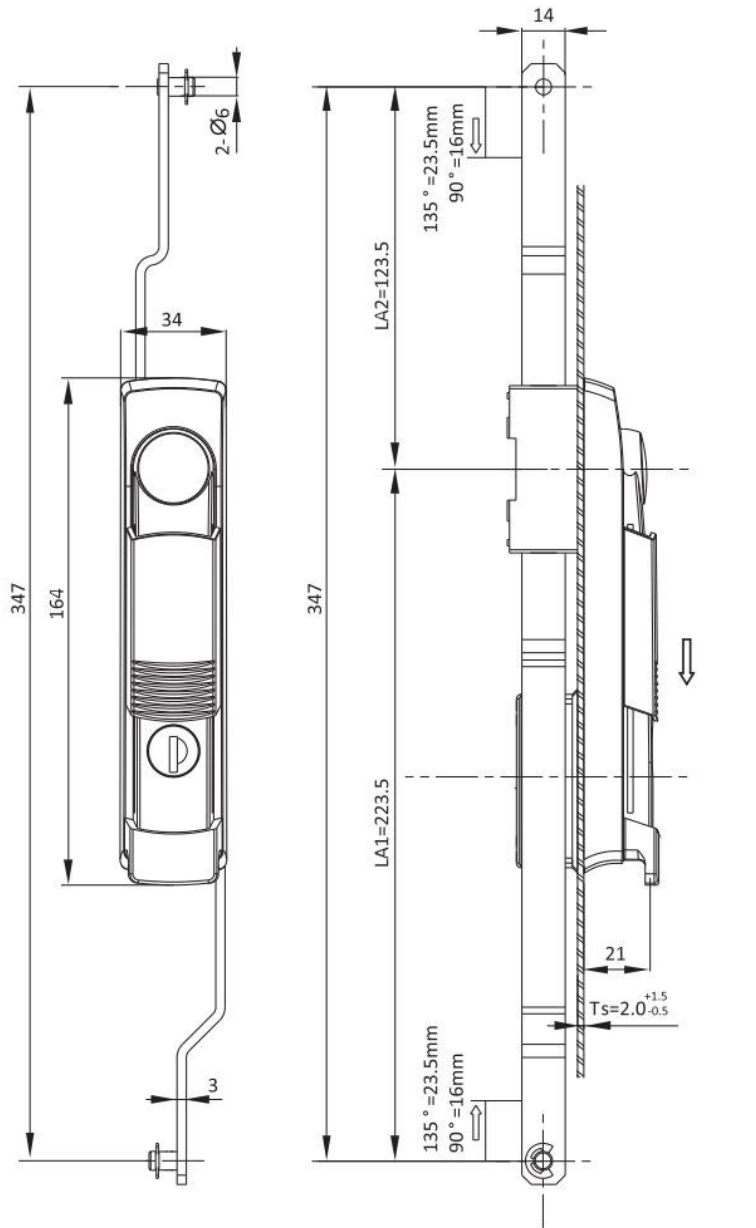
鎖芯 Cylinder style	Version A(鎖舌型 Cam control)
	防水蓋 Dust Cap
圓柱YK333相同鑰匙 Alike YK333 Round Cylinder	A-1102-1001-C

可選配件 Accessories ref. to page #

1. 鎖舌見頁面 I-001 CAM ref. to page I-001

備注: Remark

1. 專用鑰匙可選 Key different on request.
2. CH751 鑰匙可選, CH751 key code on request
3. 可配掛鎖 Padlockable on request



可選配件 Accessories ref. to page #

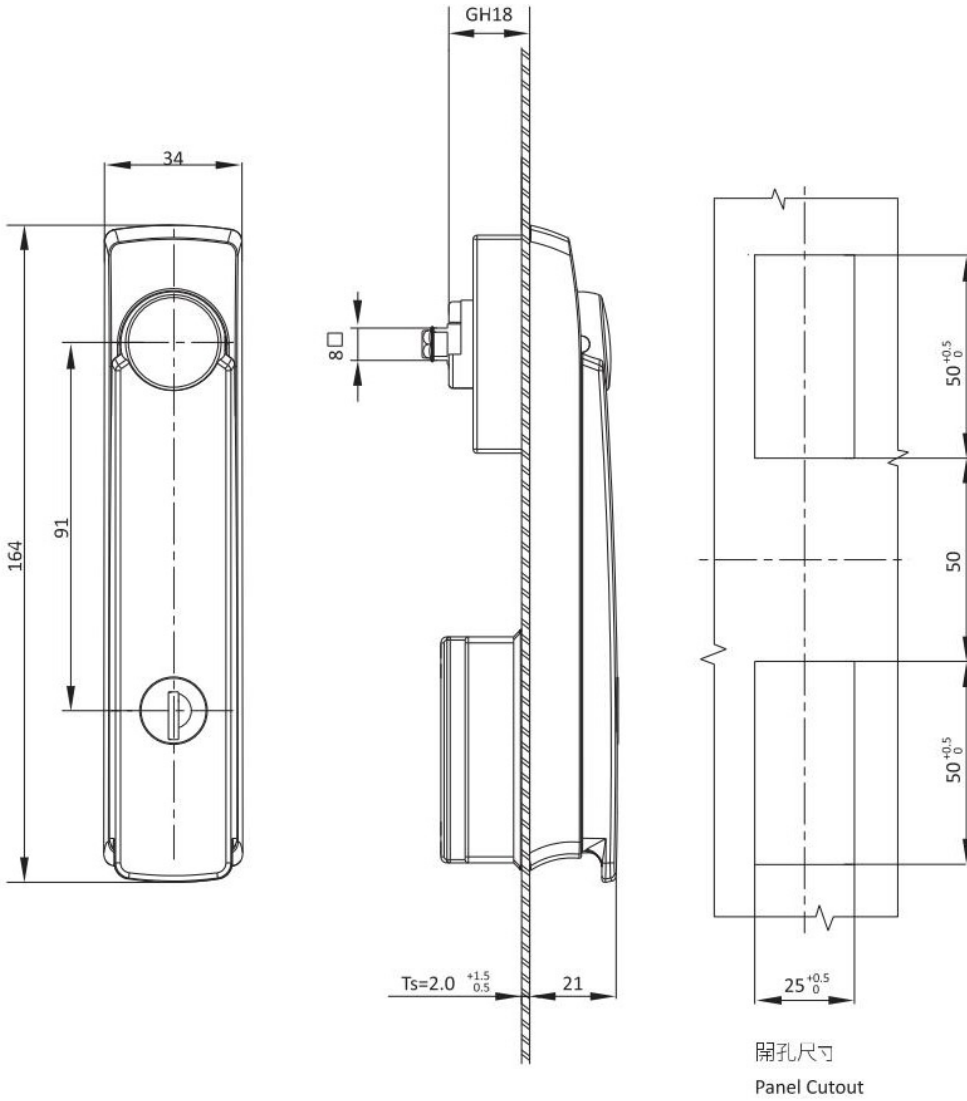
1. 鎖芯, 請見頁碼 I-001 CAM ref. to page I-001
2. 拉桿裝置 A-1193 系列 Rod control A-1193 series

備註: Remark

1. 專用鑰匙可選 Key different on request.
2. CH751 鑰匙可選, CH751 key code on request
3. 可配掛鎖 Padlockable on request

黑色PA塑料鎖體, 鋅合金拉桿裝置, 鍍鋅鋼轉軸和拉桿
PA lock body, zinc die rod control, M.S. zinc plated shaft and flat rods.

鎖芯 Cylinder style	Version B(兩點拉桿型 2P.rod control)	Version C(三點拉桿型 3P.rod control)
	防水蓋 Dust Cap	防水蓋 Dust Cap
圓柱YK333相同鑰匙 Alike YK333 Round Cylinder	A-1102-2001-C	A-1102-3001-C



黑色PA塑料鎖殼,噴塑鋅合金手柄、轉軸
 Black PA body, zinc die handle black powder coated.

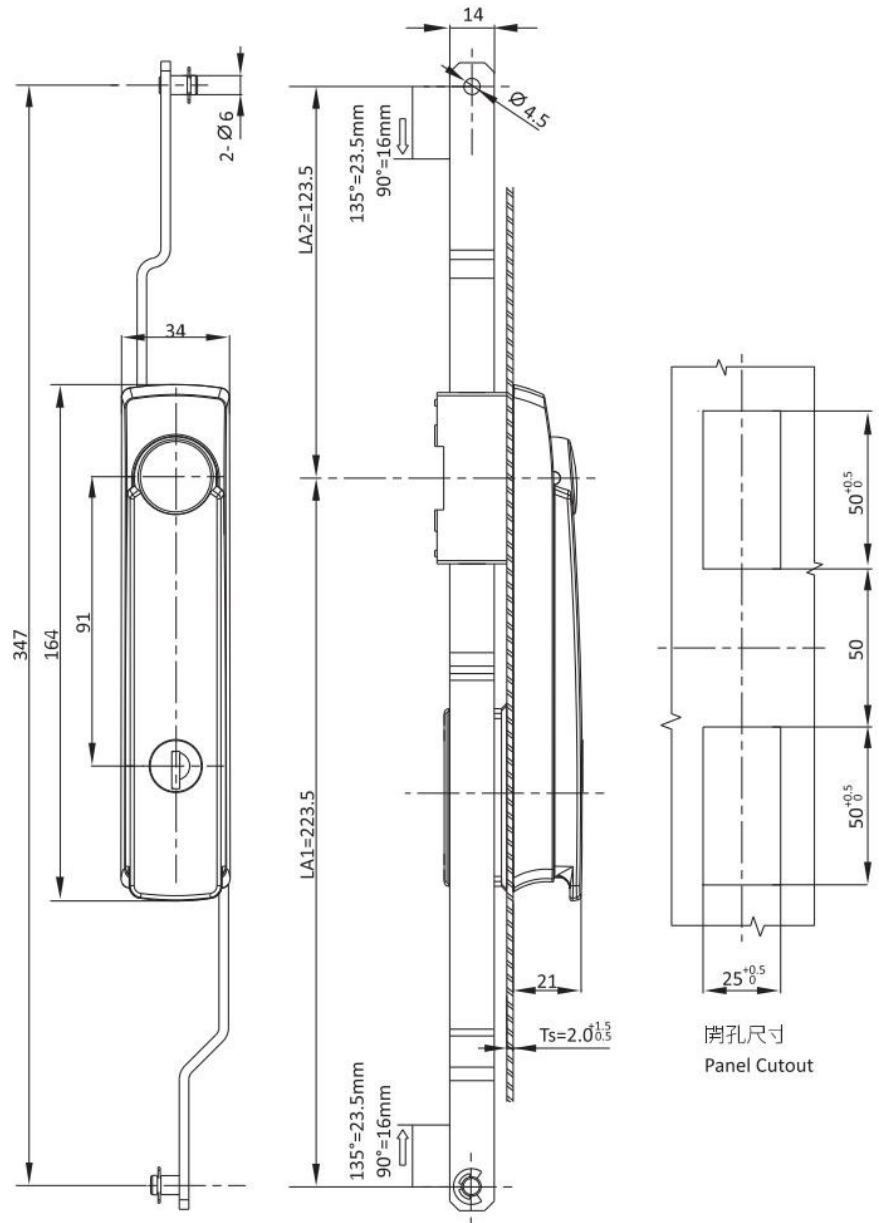
	Version A(鎖舌型 Cam control)
鋅合金手柄,塑料基座, Zinc die handle,PA lock housing	A-1102-1002-NC

可選配件 Accessories ref. to page #

- 鎖舌見頁碼 I-001 CAM ref. to page I-001
- 鎖芯鑰匙

備註: Remark

- 專用鑰匙可選 Key different on request.
- 可能掛鎖 Padlockable on request



可選配件 Accessories ref. to page #

1. 鎖, 詳見頁碼 I-001 CAM ref. to page I-001
2. 拉桿裝置 A-1193 系列 Rod control A-1193 series


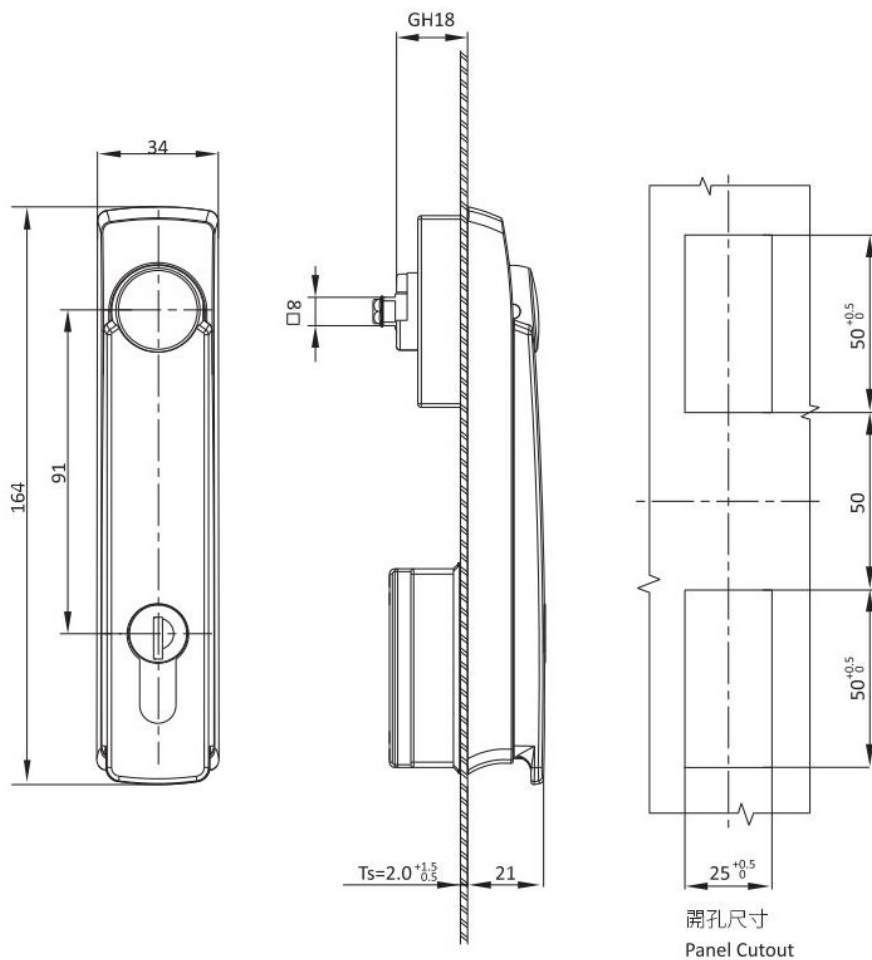
備注: Remark

1. 專用鑰匙可選 Key different on request.
2. CH751 鑰匙可選, CH751 key code on request
3. 可配掛鎖 Padlockable on request

黑色PA塑料鎖體, 噴塑鋅合金手柄、轉軸

Black PA body, zinc die black handle powder coated, zinc die shaft and rod control, m.s. zinc plated flat rods

	Version B (兩點拉桿型 2P.rod control)	Version C (三點拉桿型 3P.rod control)
全塑料 Full PA	A-1102-2001-NC	A-1102-3001-NC
鋅合金手柄, 塑料基座, Zinc die handle, PA lock housing	A-1102-2002-NC	A-1102-3002-NC



黑色PA塑料鎖體,噴塑鋅合金手柄、轉軸
Black PA body, zinc die handle black powder coated

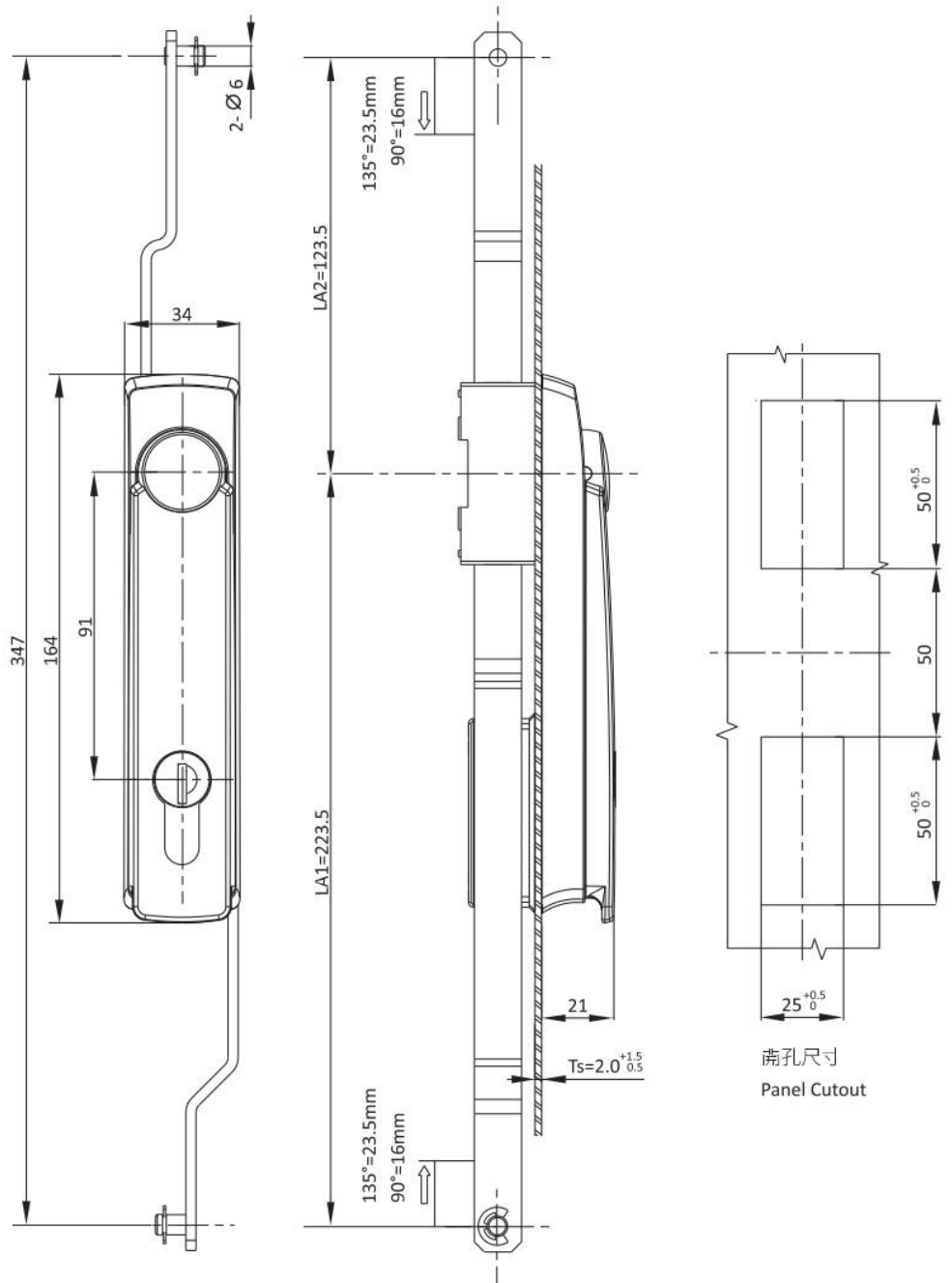
鎖芯 Cylinder style	Version A(鎖舌型 Cam control)
半圓柱YK333相同鑰匙 Alike YK333 Profile Round Cylinder	A-1102-1P01-NC
雙翅4mm Double Bit 4mm	A-1102-1P02-NC
四方鎖芯 7mm Square 7mm	A-1102-1P03-NC
三角鎖芯 8mm Triangular 8mm	A-1102-1P04-NC

可選配件 Accessories ref. to page #

1. 鎖舌見頁面 I-001 CAM ref. to page I-001

備註: Remark

1. 專用鑰匙可選 Key different on request.
2. CH751鑰匙可選, CH751 key code on request
3. 可配掛鎖 Padlockable on request



黑色PA塑料鎖體,噴塑鋅合金手柄、轉軸
 Black PA body, zinc die black handle powder coated,
 zinc die shaft and rod control, m.s. zinc plated flat rods

可選配件 Accessories ref. to page #

1. 鎖舌 見頁白 I-001 CAM ref. to page I-001
2. 拉桿裝置 A-1193 系列 Rod control A-1193 系列

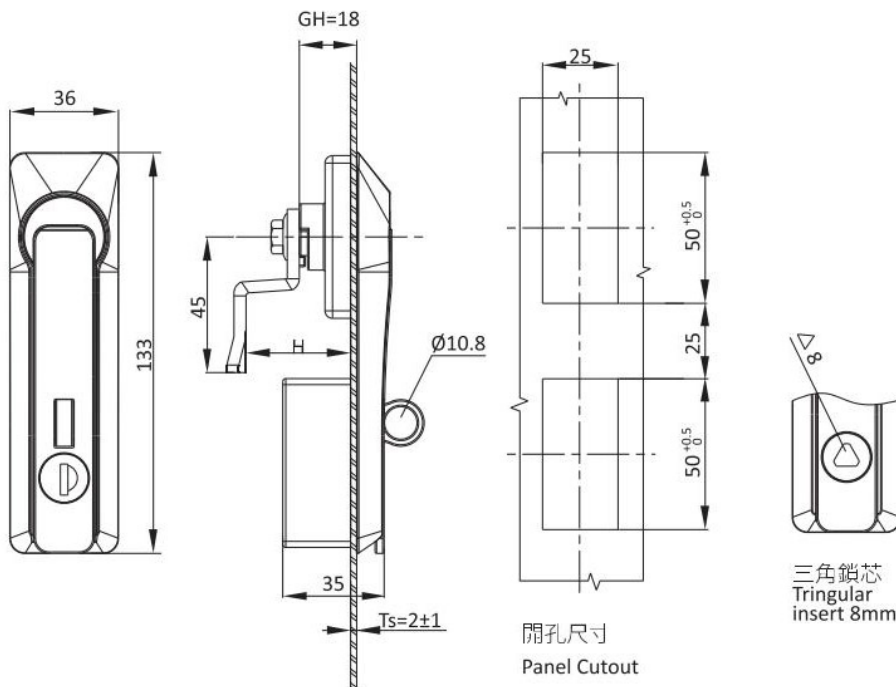
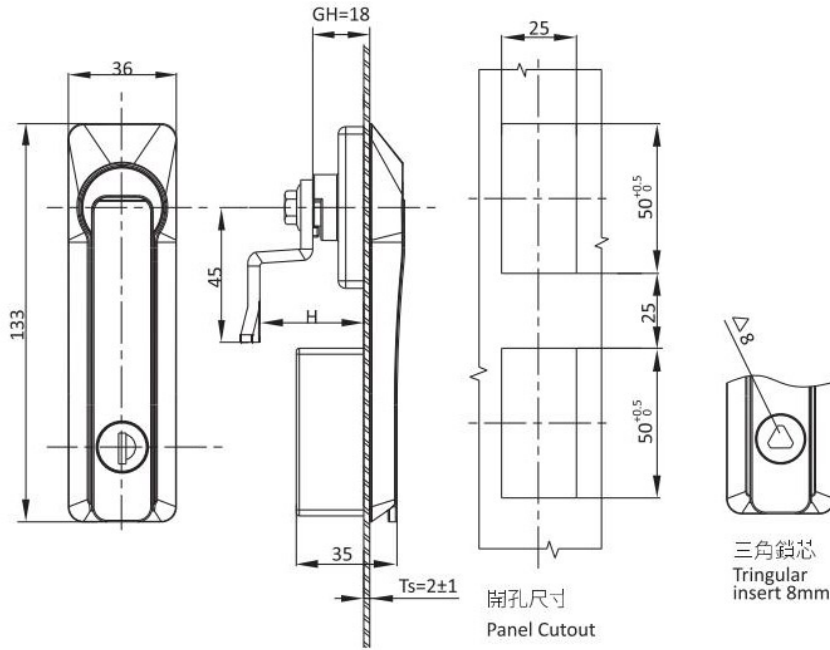
備註: Remark

1. 專用鑰匙可選 Key different on request.
2. CH751 鑰匙可選, CH751 key code on request
3. 可配掛鎖 Padlockable on request

鎖芯 Cylinder Style	Version B (兩點拉桿型 2P.rod control)	Version C (三點拉桿型 3P.rod control)
半圓柱 YK333 相同鑰匙 Alike YK333 Profile Round Cylinder	A-1102-2P01-NC	A-1102-3P01-NC
雙翅 4mm Double Bit 4mm	A-1102-2P02-NC	A-1102-3P02-NC
四方鎖芯 7mm Square 7mm	A-1102-2P03-NC	A-1102-3P03-NC
三角鎖芯 8mm Triangular 8mm	A-1102-2P04-NC	A-1102-3P04-NC



RL  IP65



鋅合金鎖體,表面處理可做黑色塗裝及電鍍
Zinc die body, Black powder coated or black E-coated.

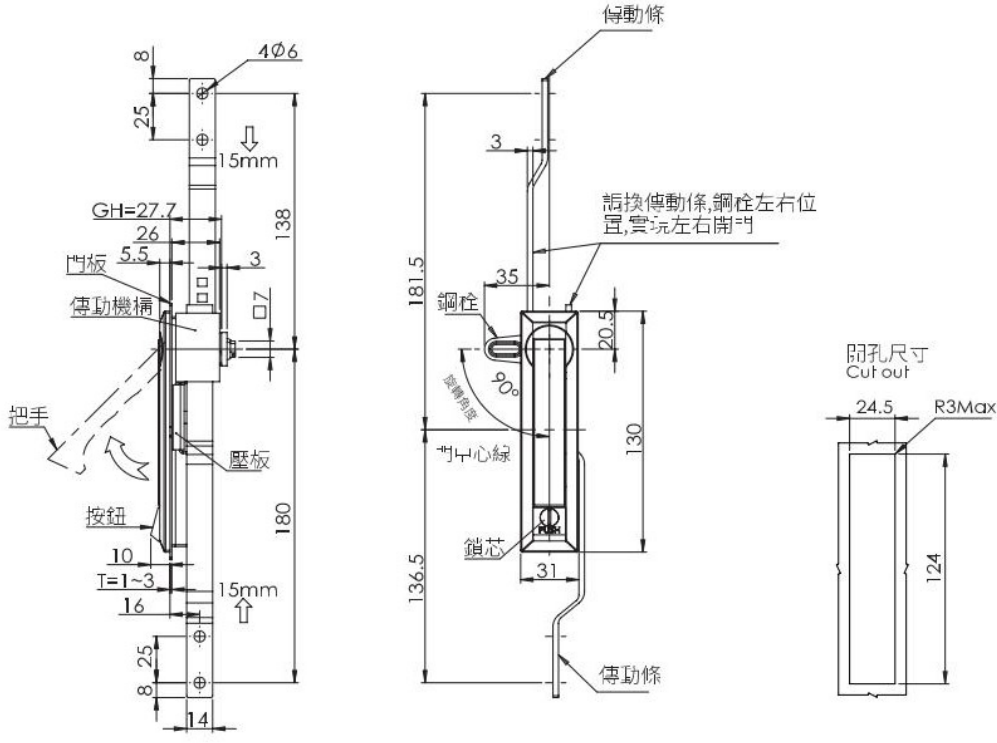
鎖芯 Cylinder Style		Version A(鎖舌型 Cam control)	
		電鍍黑 Black E-Coated	黑色塗裝 Black Powder Coated
YK333 鎖芯 YK333 cylinder	帶掛 Padlockable	A-839-1001-50-P	A-839-1001-10-P
	不帶掛 Without Padlock	A-839-1001-50-NP	A-839-1001-10-NP
三角鎖芯 Triangle insert	帶掛 Padlockable	A-839-1003-50-P	A-839-1003-10-P
	不帶掛 Without Padlock	A-839-1003-50-NP	A-839-1003-10-NP

可選配件 Accessories ref. to page #

1. 鎖片見頁碼 I-001 CAM ref. to page I-001

備註: Remark

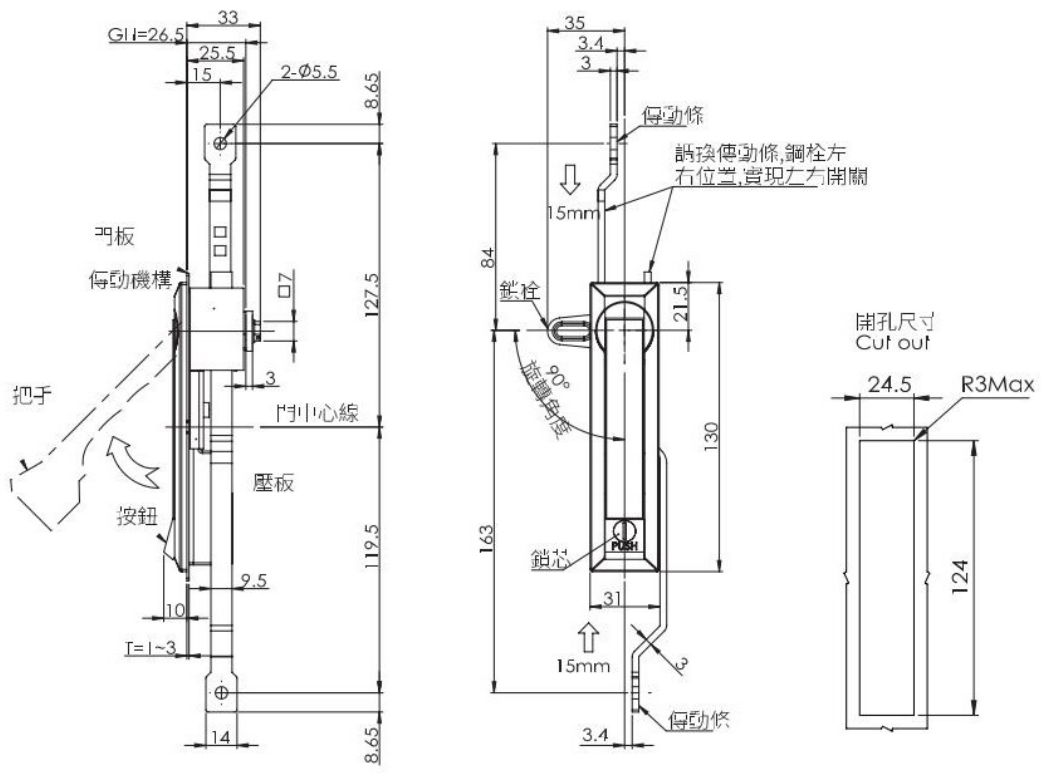
1. 每月鑰匙可選 Key different on request.
2. CH751 鑰匙可選, CH751 key code on request
3. 可配掛鎖 Padlockable on request



鋅合金手柄、基座、按鈕，鍍鋅鋼栓、傳動條，表面處理可做黑色塗裝、電鍍
 Zinc die handle housing and button; M.S zinc plating cam and control rods, Powder coated or chrome plating.

亞光銀 Silver A-838-1

RL



黑色塗裝 Powder Coated A-838-2

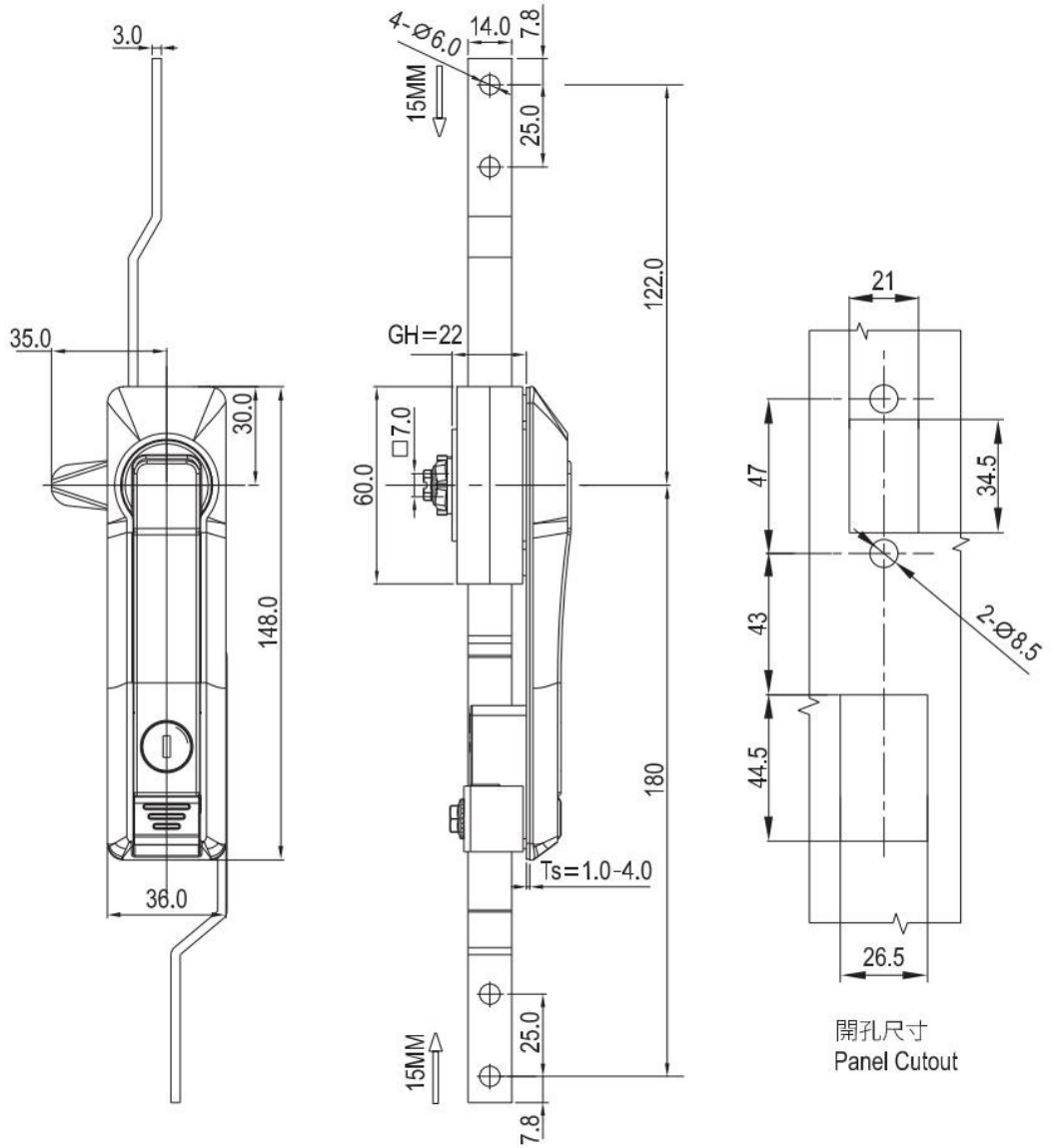




A-828-1



A-828-2

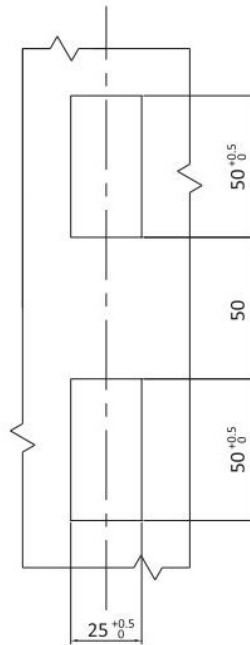
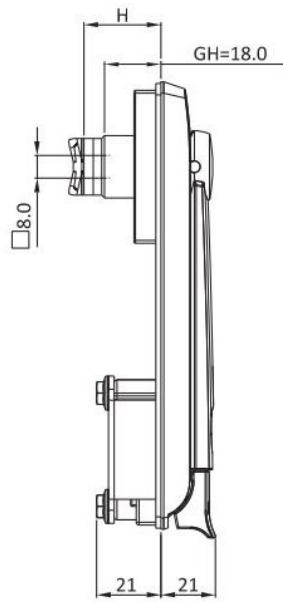
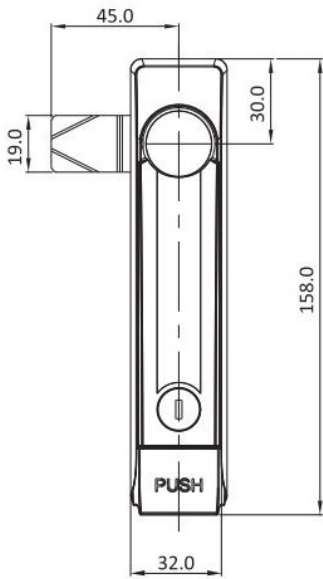


鋅合金鎖體,表面處理可做黑色塗裝及電鍍
Zinc die body, Black powder coated or satin chrome plated

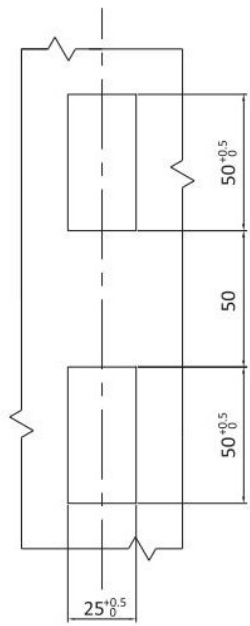
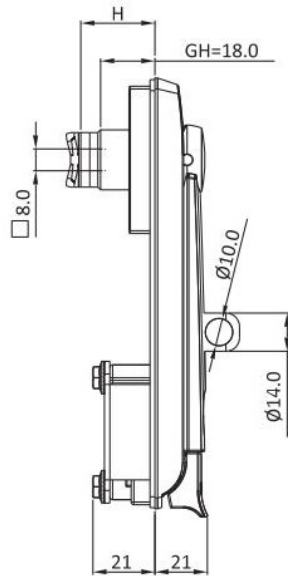
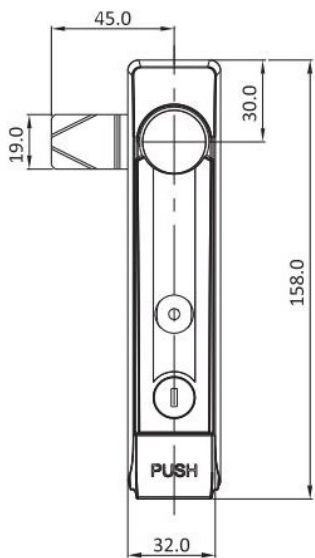
Version A 鎖舌型 Cam Control		Version B 兩點拉桿型 2P rod Control		Version C 三點拉桿型 3P rod Control	
亞光銀 Silver	黑色塗裝 Black	亞光銀 Silver	黑色塗裝 Black	亞光銀 Silver	黑色塗裝 Black
A-828-1-1001	A-828-2-1001	A-828-1-2001	A-828-2-2001	A-828-1	A-828-2



RL IP65



開孔尺寸
Panel Cutout



開孔尺寸
Panel Cutout



鋅合金手柄、基座、按鈕；鍍鋅鋼栓、傳動條，表面處理可做黑色塗裝及電鍍
Zinc die handle housing and button ; M.S. zinc plating cam and control rods. Powder coated or chrome plating

Version A(鎖舌型 Cam control)	
	麻面黑 Black textured powder coated
帶掛 Padlockable	A-831-1001-20-P
不帶掛 Without Padlock	A-831-1001-20-NP

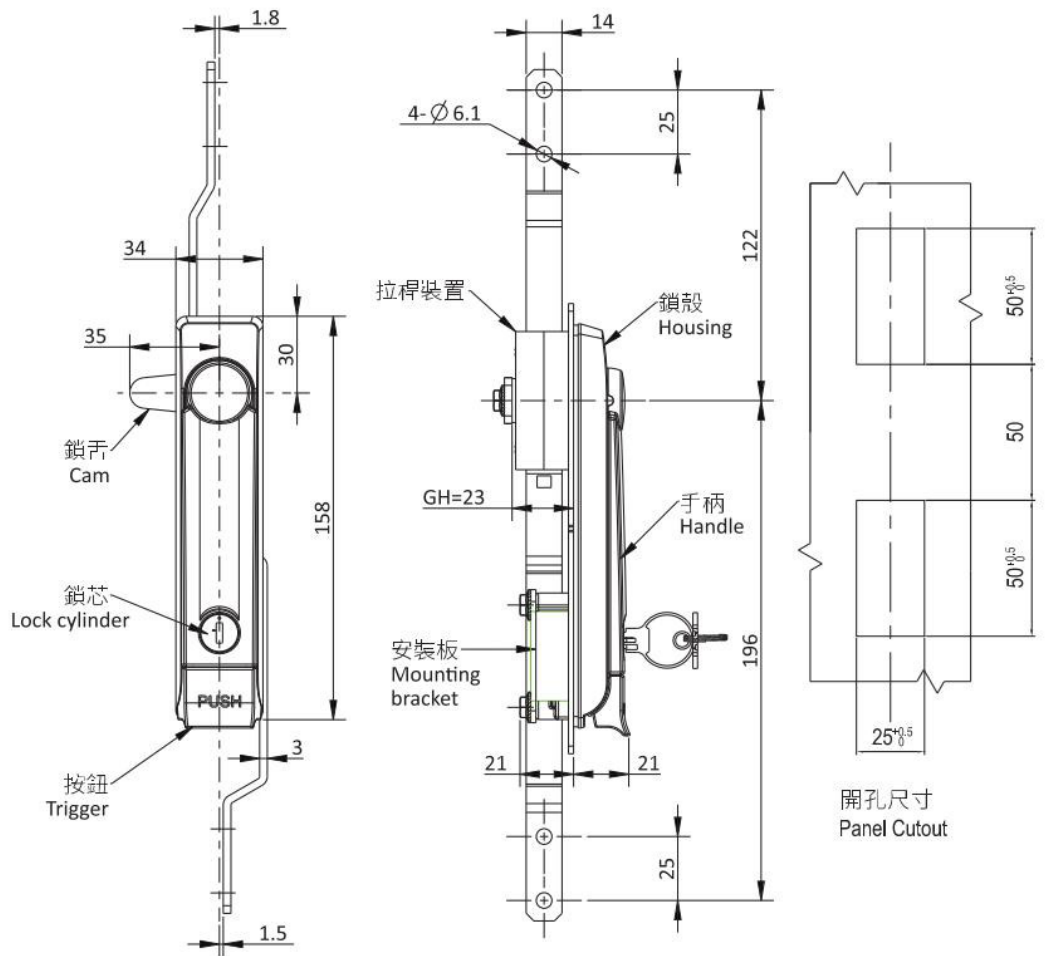
可選配件 Accessories ref. to page #

- 鎖片見頁向 I-001 CAM ref. to page I-001
- 鎖芯選配

備註: Remark

- 專用鑰匙可選 Key different on request.
- CH751 鑰匙可選, CH751 key code on request

RL  IP65



可選配件 Accessories ref. to page #

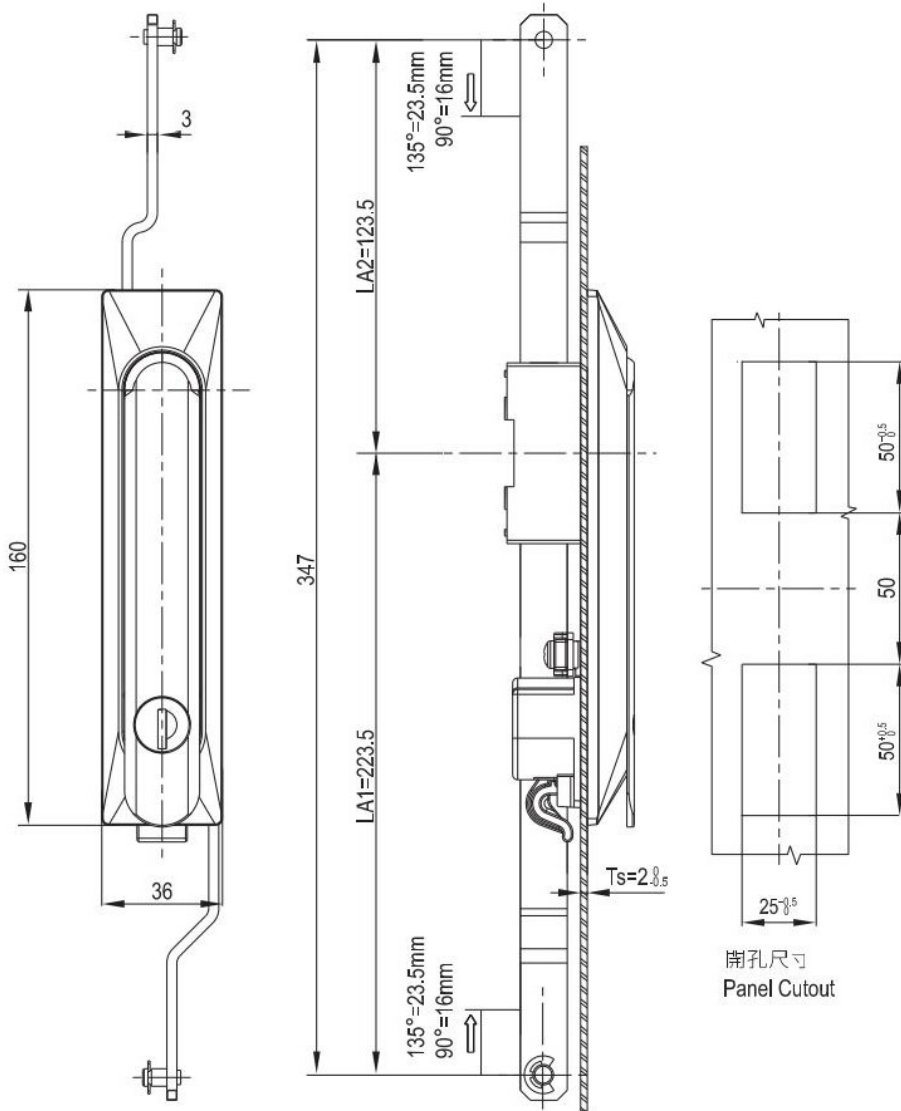
- 1. 鎖舌見頁面 I-001 CAM ref. to page I-001
- 2. 鎖芯選配

備注: Remark

- 1. 專用鑰匙可選 Key different on request.
- 2. CH751 鑰匙可選, CH751 key code on request
- 3. 可配掛鎖 Padlockable on request

鋅合金手柄、基座、按鈕；鍍鋅鋼柱、傳動條，表面處理可做黑色塗裝及電鍍
 Zinc die handle housing and button ; M.S. zinc plating cam and control rods. Powder coated or chrome plating

Version C (三點拉桿型 3P.rod control)	
	麻面黑 Black textured powder coated
帶掛 Padlockable	A-831-3001-20-P
不帶掛 Without Padlock	A-831



開孔尺寸
Panel Cutout



黑色PA塑料鎖體, 噴塑鋅合金手柄、轉軸,
Black PA body, zinc die handle powder coated, zinc die shaft and rod control, m.s. zinc plated flat rods

Version B (二點拉桿型 2P.rod control)	Version C(三點拉桿型 3P.rod control)
A-1113-2001-01	A-1113-3001-01

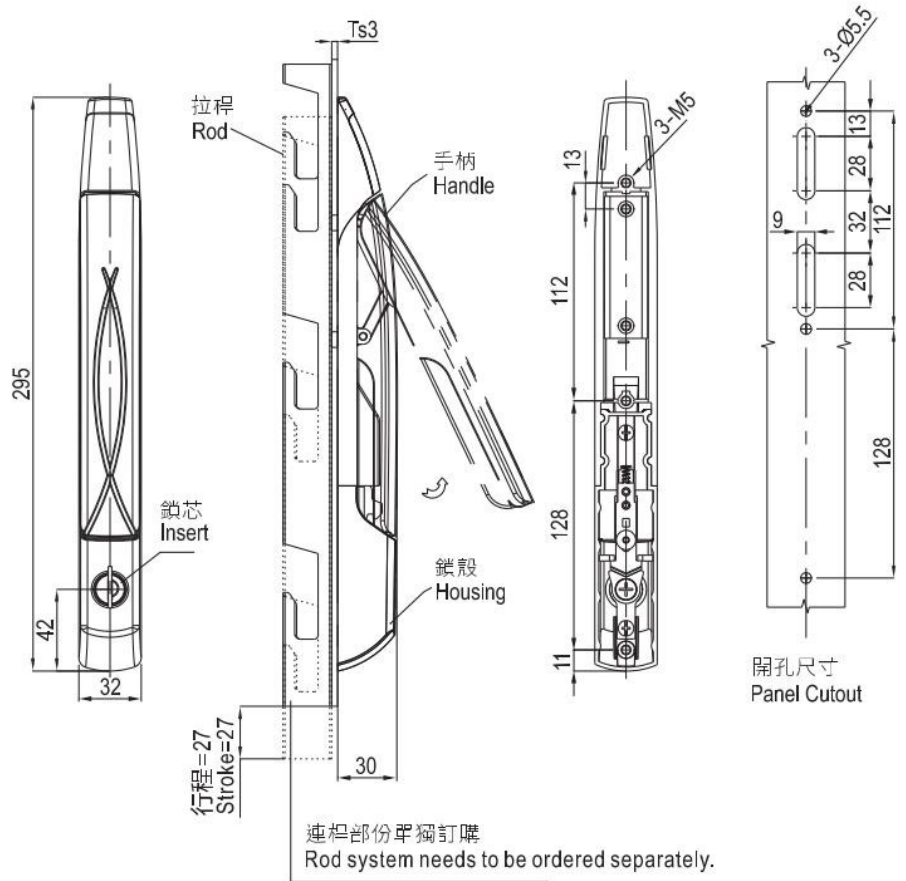
可選配件 Accessories ref. to page #

- 鎖片見頁面 I-001 CAM ref. to page I-001
- 拉桿裝置 A-1193 系列 Rod control A-1193 series

備註: Remark

- 專用鑰匙可選 Key different on request.
- CH751 鑰匙可選, CH751 key code on request
- 可配掛鎖 Padlockable on request

RL IP65



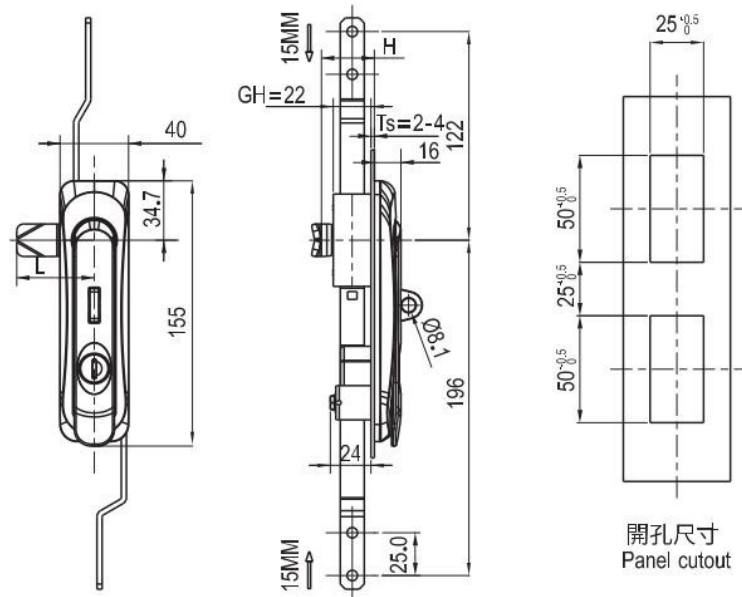
鋅合金, 不銹鋼安裝板、推板、擋板和銷子, 表面可做黑色塗裝或者黃灰色 (RAL 7032)
Zinc die, SUS mounting bracket, push plate, baffle plate and pin, black powder coated or yellowish grey powder coated (RAL7032)

麻面黑 Black Textured Powder Coated	黃灰色 RAL7032 Powder Coated
A-1122-2001-20	A-1122-2001-32

RL IP65



NEW

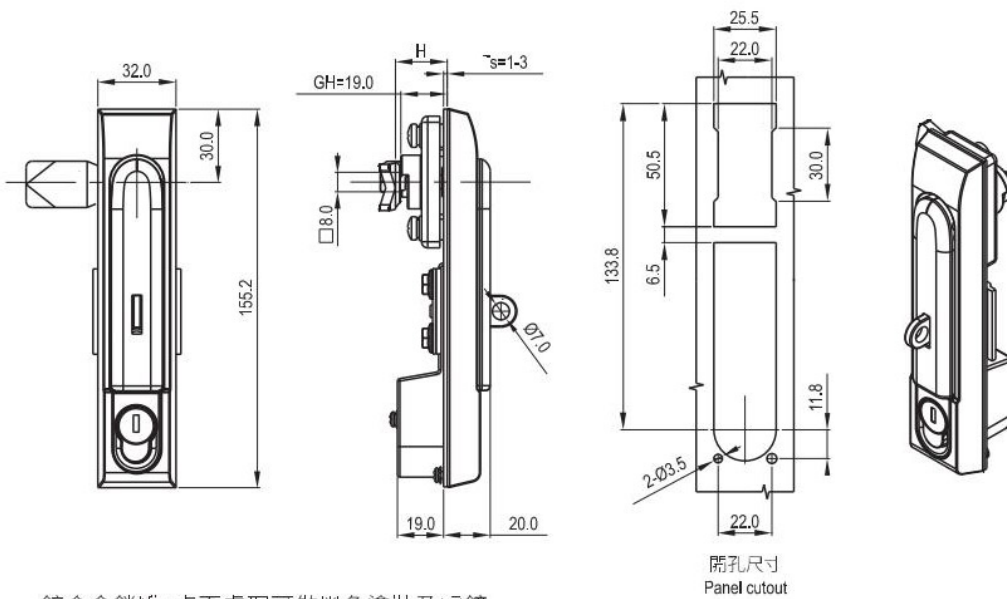


鋅合金, 鋅合金拉桿裝置, 鍍鋅鋼拉桿, 鎖體表面可做噴塗與電鍍黑
Zinc die body and rod control, zinc plated cam, black powder coated or E-coated

	Version B (兩點拉桿型 2Prod control)	Version C (三點拉桿型 3Prod control)
帶掛 Padlock	A-1129-2001-10-P	A-1129-3001-10-P
不帶掛 Without padlock	A-1129-2001-10	A-1129-3001-10



NEW



鋅合金鎖體, 表面處理可做黑色塗裝及電鍍
Zinc die body, black powder coated or plating

Version A(鎖舌型 Cam control)

	黑色塗裝 Black Powder Coated
不帶掛 Without padlock	A-1117-1001-10
帶掛 Padlockable	A-1117-1001-10-P



可選配件 Accessories ref. to page #

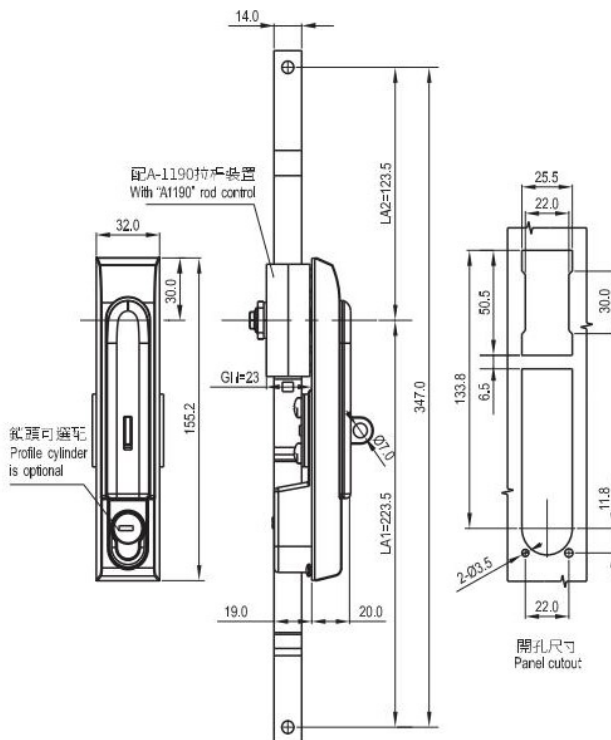
1. 鎖舌 見頁面 I-001CAM ref. to page I-001

備註: Remark

1. 可配掛鎖 Padlockable on request



NEW



鋅合金鎖體, 表面處理可做黑色塗裝及電鍍
Zinc die body, black powder coated or plating

Version B
(兩點拉桿型 2P.rod control)

Version C
(三點拉桿型 3P.rod Control)

	黑色塗裝 Black Powder Coated	黑色塗裝 Black Powder Coated
不帶掛 Without padlock	A-1117-2001-10	A-1117-3001-10
帶掛 Padlockable	A-1117-2001-10-P	A-1117-3001-10-P

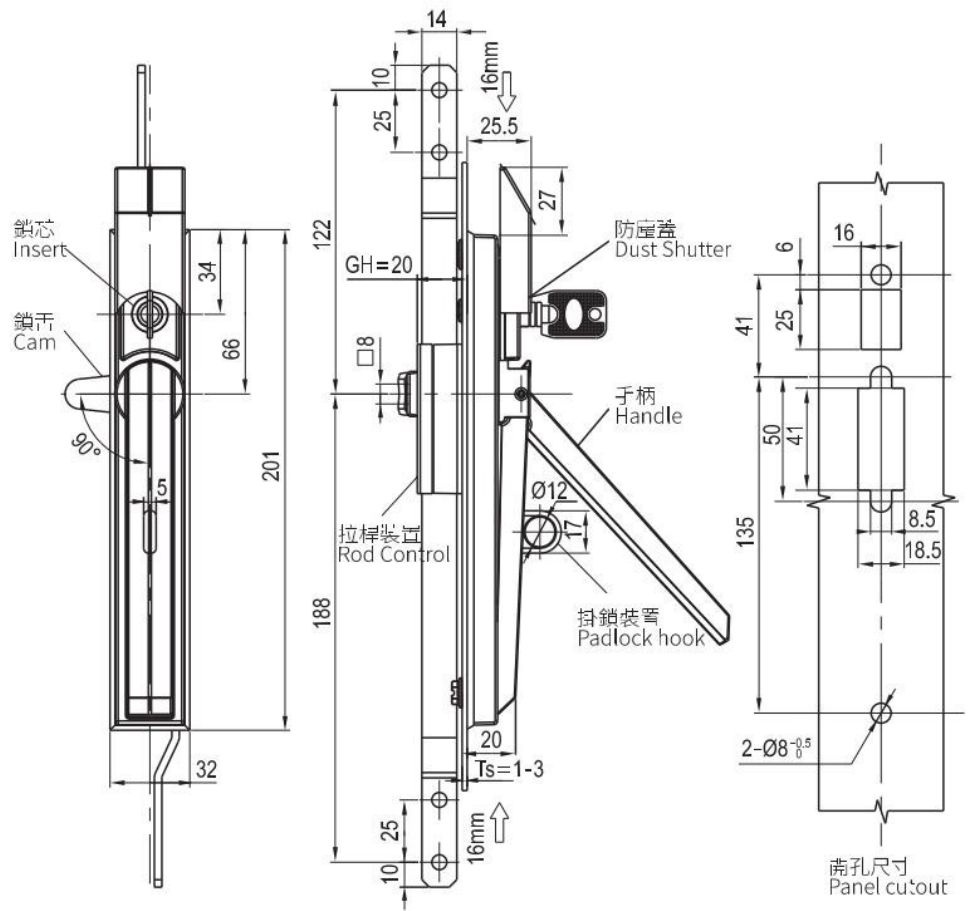


可選配件 Accessories ref. to page #

1. 鎖舌, 見頁面 I-001CAM ref. to page I-001

備註: Remark

1. 可配掛鎖 Padlockable on request



鋅合金鎖體,鋅合金拉桿裝置,鍍鋅鋼拉桿,鎖體表面可做黑色塗裝與電著黑
 Zinc die body and rod control,M.S. zinc plated cam,Black powder coated or E-coated surface

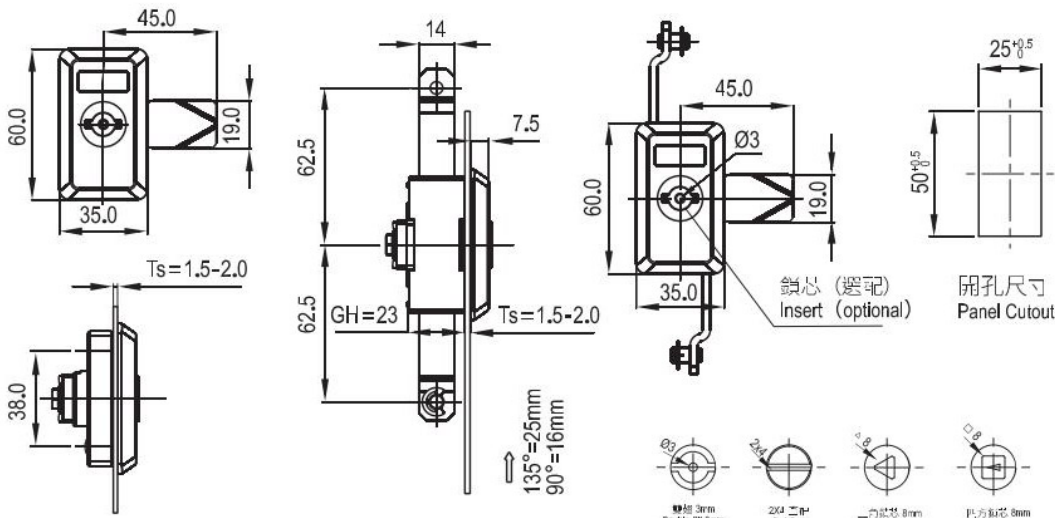
Version C (三點拉桿型 3Prod control)	鐵鎖舌 M.S.plated Cam	鋅合金鎖舌 Zinc Cam
黑色烤漆 Black powder coated	A-1110-3001-10	A-1110-3001-10-S
烤漆 RAL7032 Powder coated RAL7032	A-1110-3001-32	A-1110-3001-32-S



NEW

鎖舌型
cam control

拉桿型
Rod control



黑色PA塑料鎖體, 鋅合金鎖芯亮光鍍鉻鎖芯, 鍍鉻鋼鎖舌
Black PA lock body, zinc die insert with bright chrome plated, m.s. zinc plated cam

鎖芯類型 Insert type	鎖舌型 Version A: Cam control	兩點拉桿型 Version B: 2P. rod control	三點拉桿型 Version C: 3P. rod control
雙翅 3mm Double Blt 3mm	A-1127-1013-S190	A-1127-2013-S190	A-1127-3013-S190
2x直槽型 2x4 Slot	A-1127-1024-S190	A-1127-2024-S190	A-1127-3024-S190
三角8mm Triangular 8mm	A-1127-1038-S190	A-1127-2038-S190	A-1127-3038-S190
四方8mm Square 8mm	A-1127-1048-S190	A-1127-2048-S190	A-1127-3048-S190

RL IP65



可選配件 Accessories ref. to page #

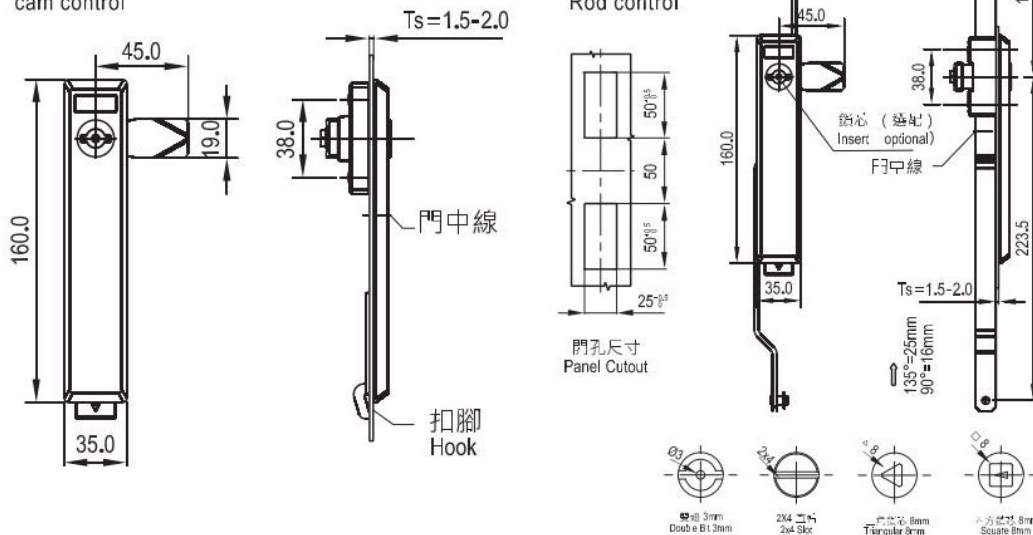
- 備註: Remark
1. 鎖舌 尺寸可 I-001
CAM ref. to page I-001
2. 拉桿裝有 A-1192 系列
Rod control A-1192 series



NEW

鎖舌型
cam control

拉桿型
Rod control



黑色PA塑料鎖體, 鋅合金鎖芯亮光鍍鉻鎖芯, 鍍鉻鋼鎖舌
Black PA lock body, zinc die insert with bright chrome plated, m.s. zinc plated cam

鎖芯類型 Insert type	鎖舌型 Version A: Cam control	兩點拉桿型 Version B: 2P. rod control	三點拉桿型 Version C: 3P. rod control
雙翅 3mm Double Blt 3mm	A-1127-1013-L190	A-1127-2013-L190	A-1127-3013-L190
2x直槽型 2x4 Slot	A-1127-1024-L190	A-1127-2024-L190	A-1127-3024-L190
三角8mm Triangular 8mm	A-1127-1038-L190	A-1127-2038-L190	A-1127-3038-L190
四方8mm Square 8mm	A-1127-1048-L190	A-1127-2048-L190	A-1127-3048-L190

RL IP65



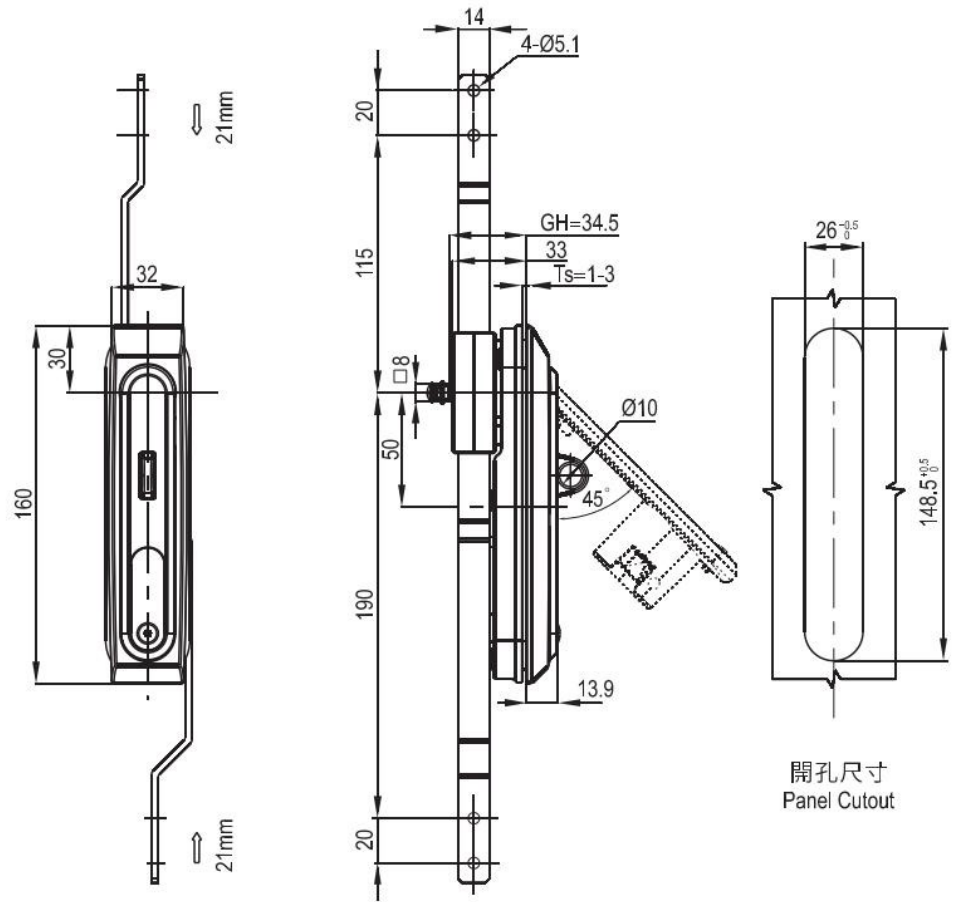
可選配件 Accessories ref. to page #

- 備註: Remark
1. 鎖舌 尺寸可 I-001
CAM ref. to page I-001
2. 拉桿裝有 A-1193 系列
Padlockable on request

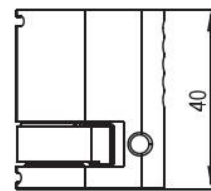
RL IP65



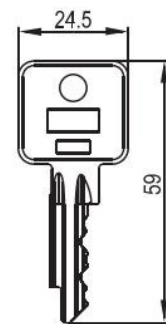
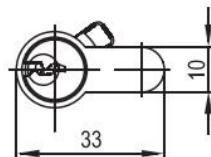
NEW



開孔尺寸
Panel Cutout



默認鎖頭
Default profile cylinder



默認鎖頭
Default key

可選配件 Accessories ref. to page #

備註: Remark

1.鎖舌 見圖I-001

CAM ref. to page I-001

1.可配掛鎖 Padlockable on request

2.鎖頭可換 Interchangeable profile cylinder

鋅合金鎖體噴黑色漆,不銹鋼門體、傳動條、掛鎖座

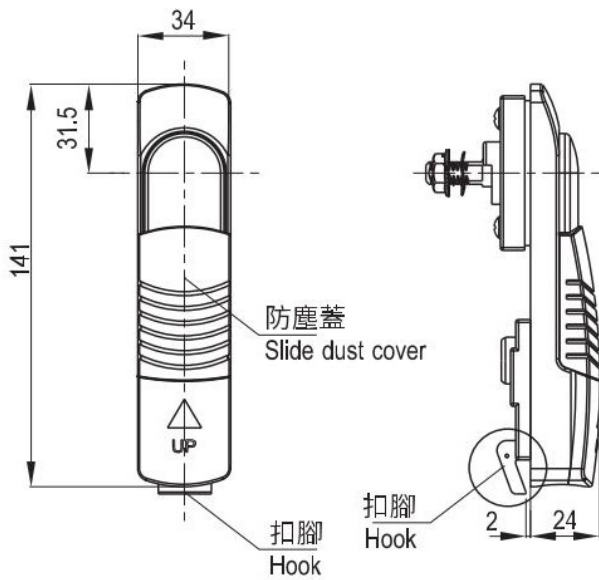
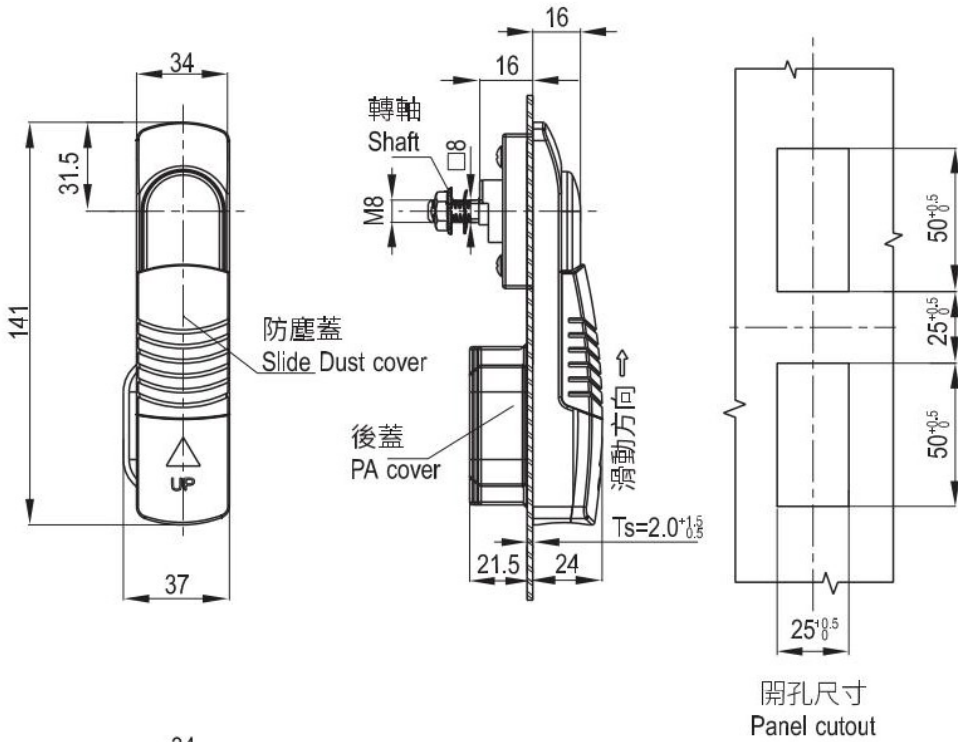
Zinc die lock body, black finish ,stainless steel rod control,padlock device

兩點拉桿型 Version B:2P.rod control	三點拉桿型 Version C:3P.rod control
不帶掛 Without padlock	帶掛 Padlockable
A-1124-2P01-55	A-1124-3P01-55-P



NEW

RL  IP65



塑料鎖體
Black PA 30% GF

可選配件 Accessories ref. to page #

備註: Remark
1.鎖舌 尺寸可 I-001
CAM ref. to page I-001

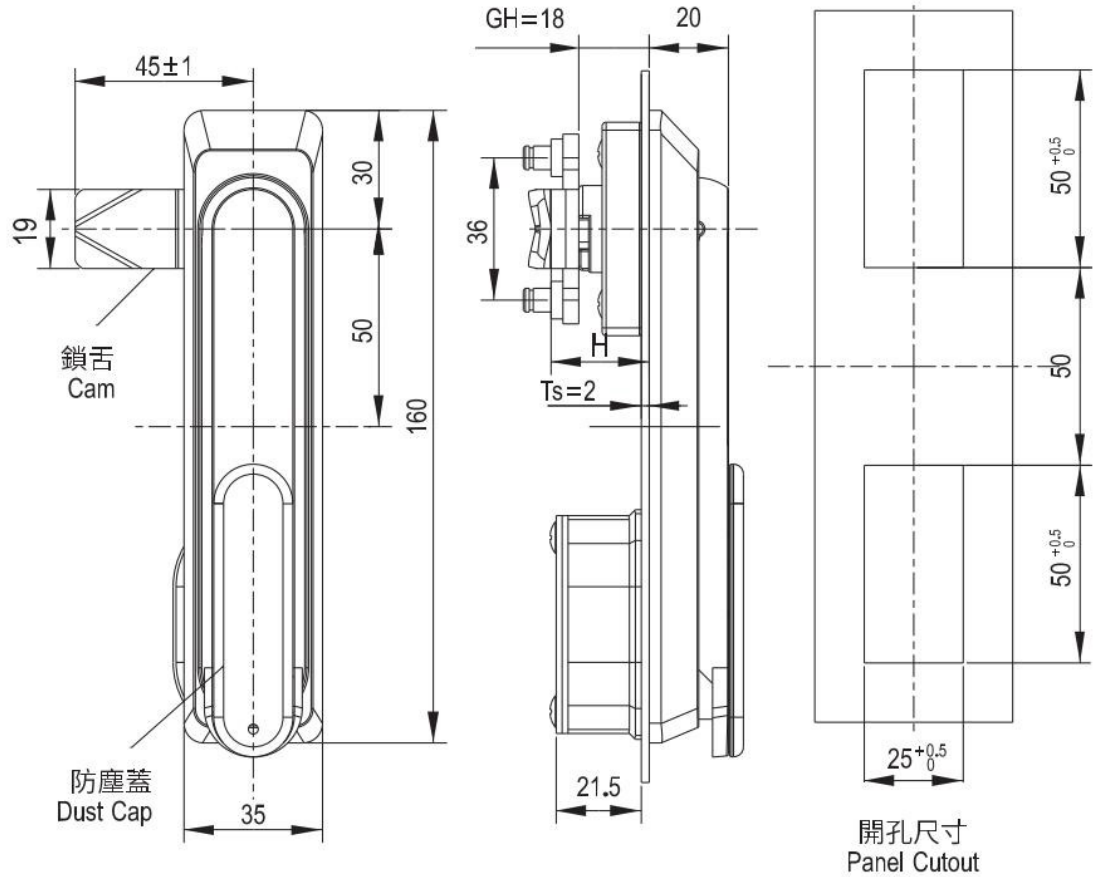
1.專用鑰匙可選 Key different on request.
2.CH751鑰匙可選 CH751 key code on request

安裝方式 Mounting style	
螺絲安裝 Mounting by cap	A-1116-1001-C
卡式安裝 Mounting by hook	A-1116-1011-C

RL IP65



NEW



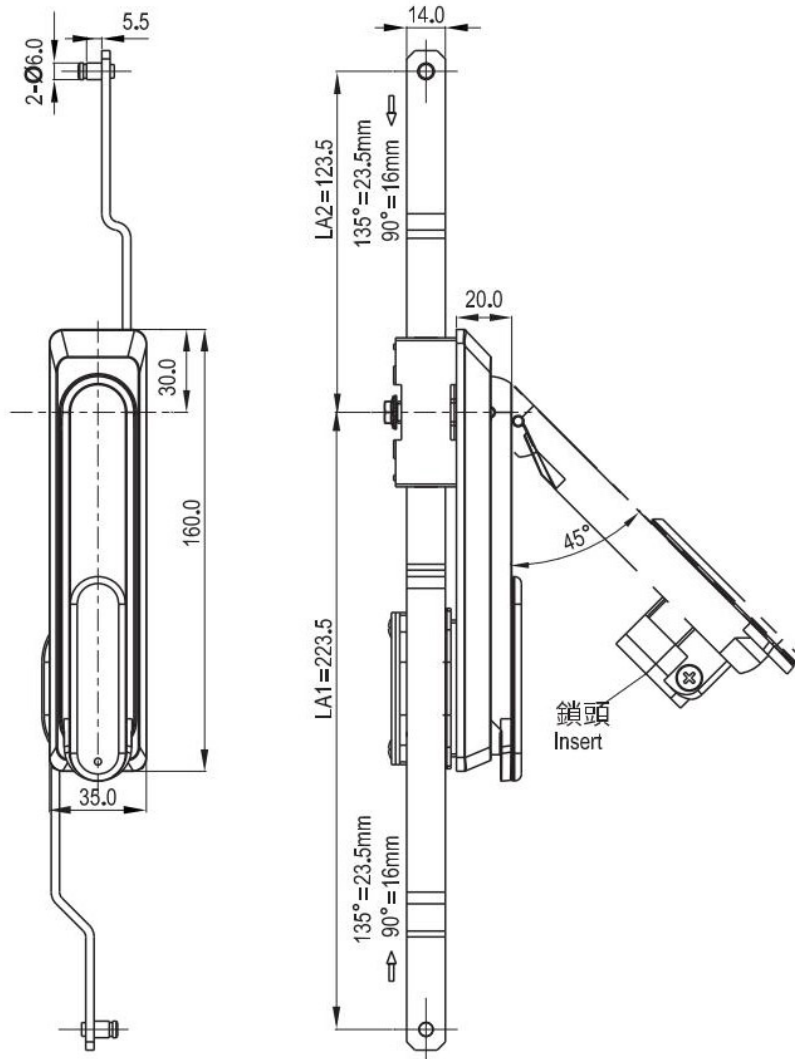
316不鏽鋼旋轉手柄，帶40mm異型半圓柱鎖芯，303不鏽鋼手柄軸和掛附件
Swinghandle SUS 316 for 40mm profile half cylinder, shaft and padlock device SUS 303;
cap polyamide black, with seal

鎖芯 Cylinder style	Version A(鎖舌型Cam control) 防塵蓋Dust Cap	
	有防塵蓋 With	無防塵蓋 Without
HS8異形鎖芯 HS8 Profile Cylinder	AS -1120-1P01-C	AS -1120-1P01-NC
圓柱 YK333 相同鑰匙 Alike YK333 Round Cyliner	AS -1120-1P02-C	AS -1120-1P02-NC
雙翅 4mm (Double Bit 4mm)	AS -1120-1P03-C	AS -1120-1P03-NC
四方鎖芯 7mm (Square 7mm)	AS -1120-1P04-C	AS -1120-1P04-NC



NEW

RL IP65

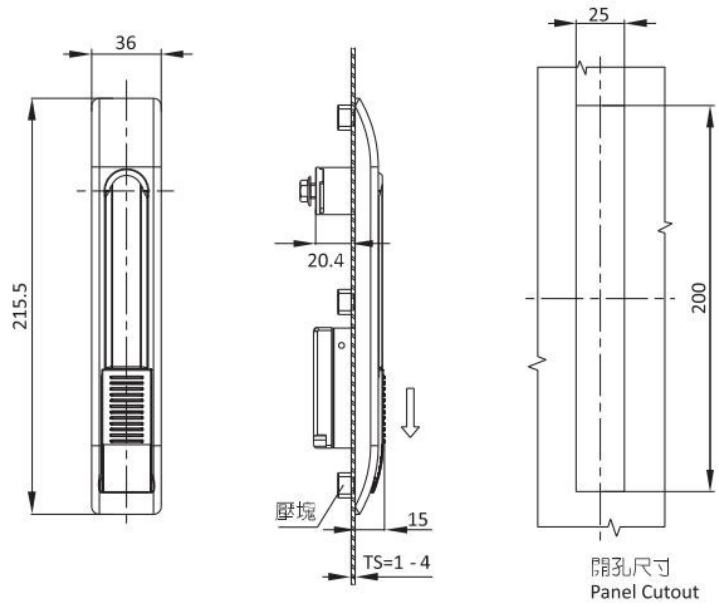


不銹鋼鎖體和拉桿
Stainless steel lock body and rods

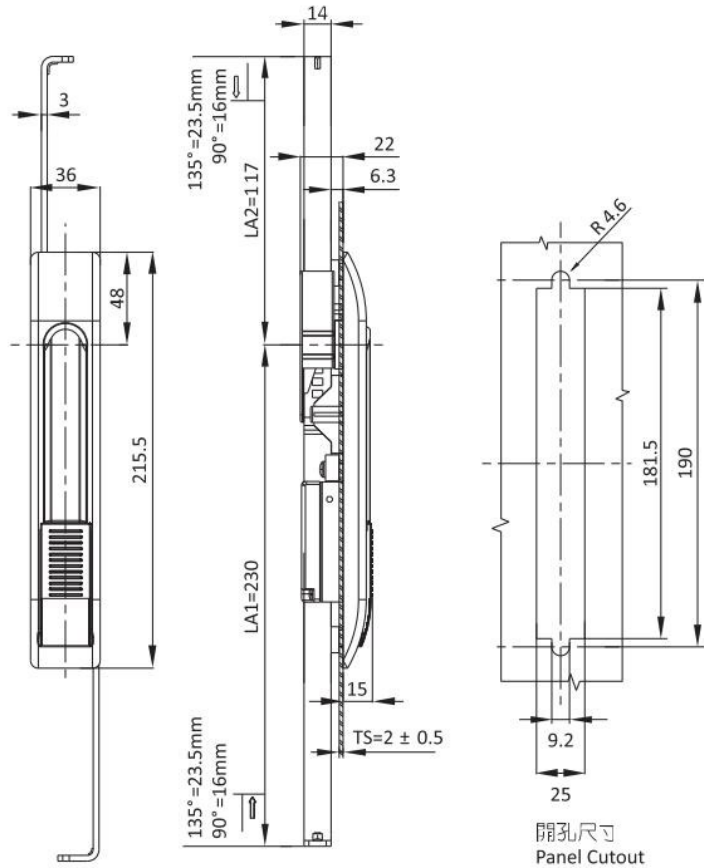
鎖芯 Cylinder style	兩點拉桿型 Version B:2Prod control 防塵蓋Dust Cap		三點拉桿型 Version C:3Prod control 防塵蓋Dust Cap	
	有防塵蓋 With	無防塵蓋 Without	有防塵蓋 With	無防塵蓋 Without
HS8異形鎖芯 HS8 Profile Cylinder	AS-1120-2P01-C	AS-1120-2P01-NC	AS-1120-3P01-C	AS-1120-3P01-NC
圓柱 YK333 相同鑰匙 Alike YK333 Round Cylinder	AS-1120-2P02-C	AS-1120-2P02-NC	AS-1120-3P02-C	AS-1120-3P02-NC
雙翅 4mm (Double Bit 4mm)	AS-1120-2P03-C	AS-1120-2P03-NC	AS-1120-3P03-C	AS-1120-3P03-NC
四方鎖芯 7mm (Square 7mm)	AS-1120-2P04-C	AS-1120-2P04-NC	AS-1120-3P04-C	AS-1120-3P04-NC



NEW



NEW



可選配件 Accessories ref. to page #

1. 鎖舌 見頁向 I-001 CAM ref. to page I-001

備註: Remark

- 1. 專用鑰匙可選 Key different on request.
- 2. CH751 鑰匙可選, CH751 key code on request

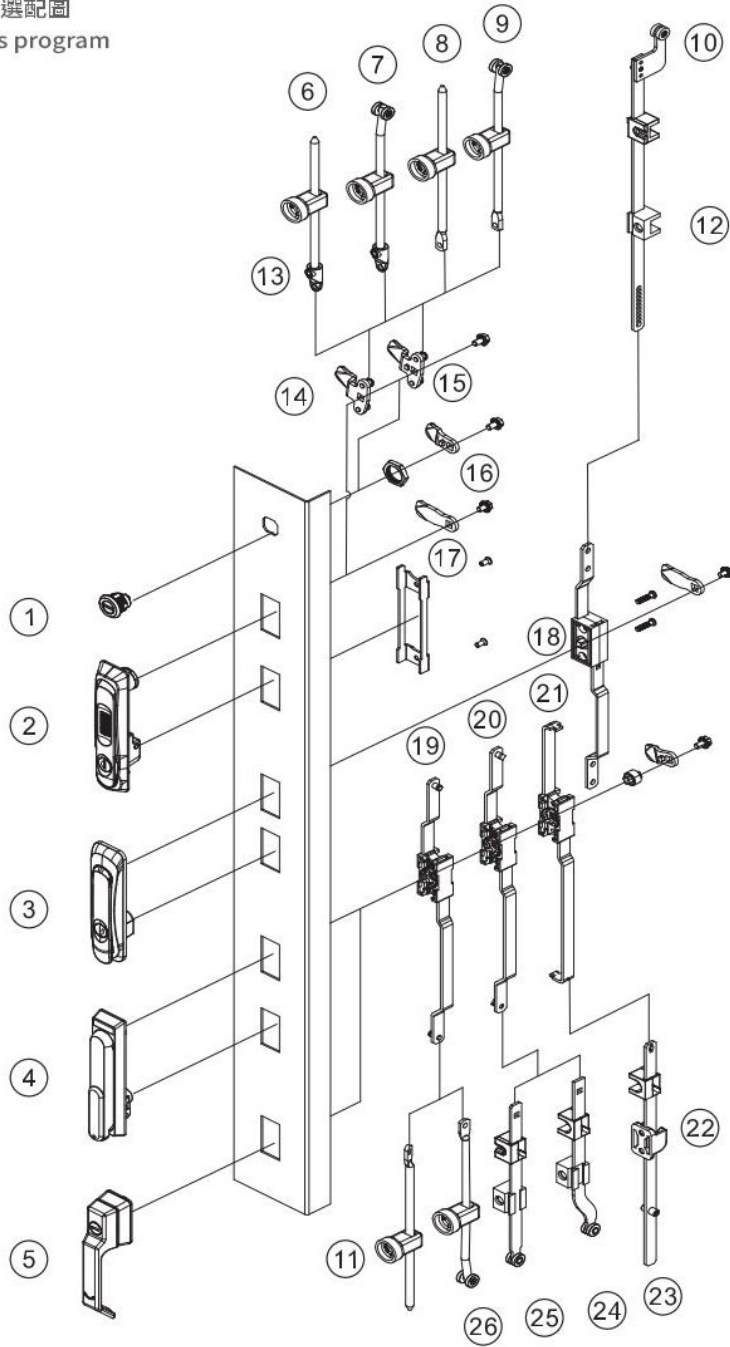
黑色PA基座，鋅合金手柄，鍍鋅鋼傳動條

Black PA housing; Zinc die handle black powder coated; M.S. zinc plated control flat rods.

Version A (鎖舌型 Cam control)	Version C(三點拉桿型 3P.rod control)
麻面黑 Black textured powder coated	麻面黑 Black textured powder coated
A-1108-1001-20	A-1108-3001-20



鎖具拉桿與鎖舌及附件選配圖
Latch and accessories program



- 1. 直角轉舌鎖 Quarter turn lock
- 2. 平面型轉動把手 Swinghandle lock
- 3. 連桿式旋轉把手 Rod control swinghandle
- 4. 連桿式旋轉把手 Rod control swinghandle
- 5. 把手鎖 Hande lock
- 6. 9301-A 拉桿 9301-A-Rod
- 7. 9301-B 拉桿 9301-B-Rod
- 8. 9301-C 拉桿 9301-C Rod
- 9. TX-201 拉桿 TX-201 Rod
- 9.9301-D 拉桿
(適用於鎖舌型帶圓腳釘, 安裝面與滾輪垂直)
- 9301-D Rod (Suitable for cam with round studs, mounting surface is perpendicular to the roller)

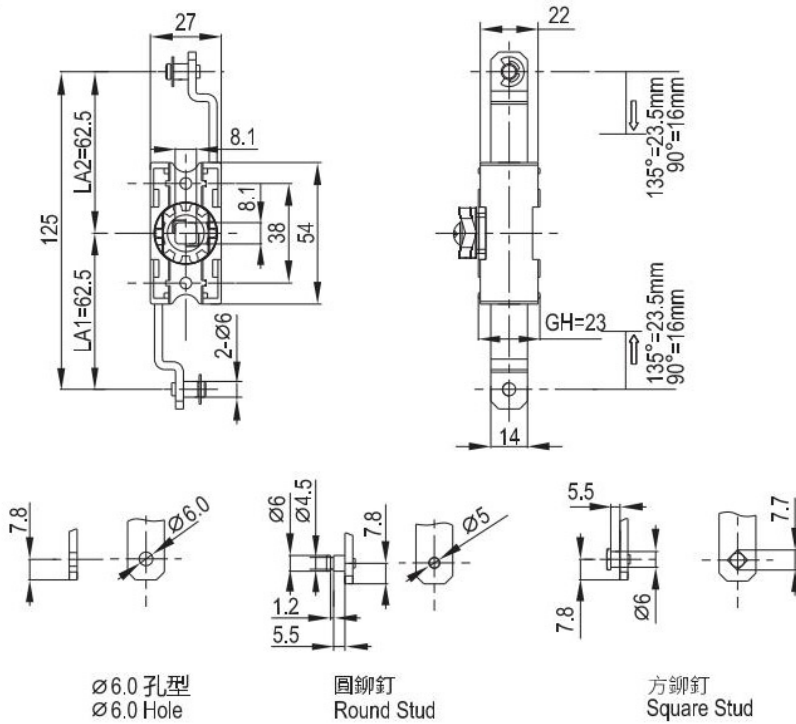
- 10. 9301-X 拉桿 9301-X-Rod
- 11. TG-002 導向件 TG-002 guide
- 12. TG-001 導向件 TG-001 Rod guide
- 13. 9405-01 不帶定位點鎖舌 9405-01 With non-stopper cam
- 14. 9100-95XXF 不帶定位點鎖舌 9100-95XXF With non-stopper cam
- 15. 9100-95XX 帶定位點鎖舌 9100-95XX With stopper cam
- 16. 9100-04XX 帶定位點鎖舌 9100-04XX With non-stopper cam
- 17. 9100-04XXF 不帶定位點鎖舌 9100-04XXF With non-stopper cam

- 18. A-828 拉桿裝置 A-828 Rod control
- 19. A-1193-01 拉桿裝置 1193-01 Rod control
- 20. A-1193-02 拉桿裝置 1193-02 Rod control
- 21. A-1193-04 拉桿裝置 1193-04 Rod control
- 22. 9401-4026 導向件 9401-4026 Rod guide
- 23. 9301-H 拉桿 9301-H Rod
- 24. 9301-G/F 拉桿 9301-G/F Rod
- 25. 9301-E 拉桿 9301-E Rod
- 26. 9301-DA 拉桿
(適用於拉桿裝置帶圓腳釘, 安裝面與滾輪平行)
- 9301-DA Rod (Suitable for rod control with round studs, mounting surface is parallel to the roller)

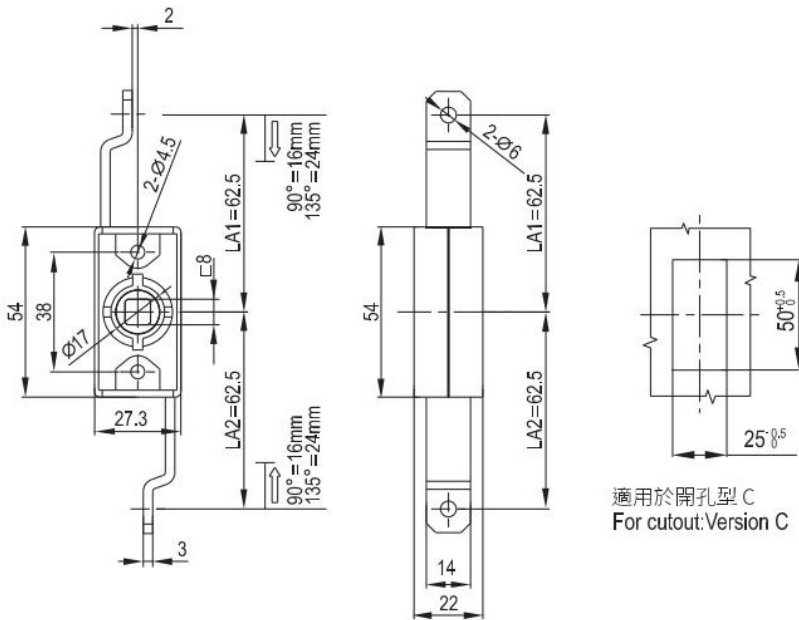


RL

1192



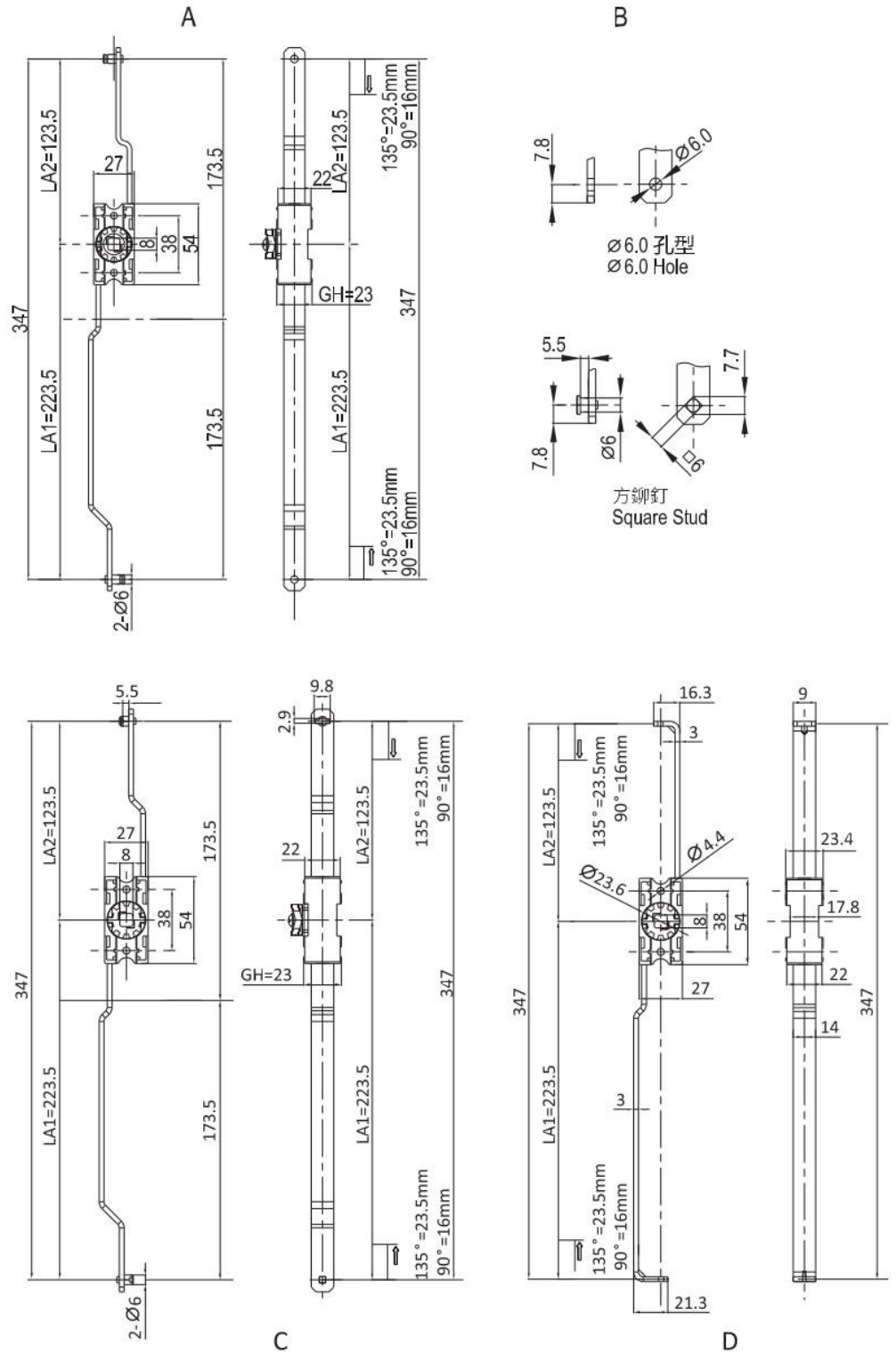
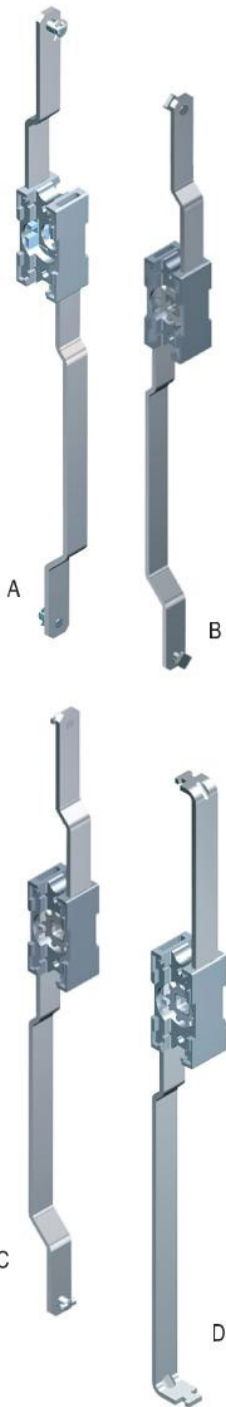
1194



鋅合金本體, 鍍鋅鋼拉桿
Zinc die body, zinc plated. M.S. zinc plated flat rods

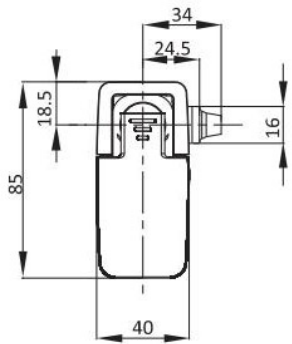
鉚釘款式 Rivet Style	適用於孔型C For cutout: Version C	適用於孔型C For cutout: Version C
帶圓鉚釘 Round Studs	A-1192-01	A-1194-01
帶方鉚釘 Square Studs	A-1192-02	A-1194-02
帶6.0孔 6.0 Hole	A-1192-03	A-1194-03

RL

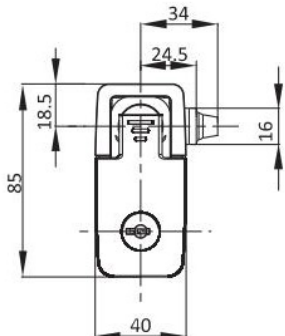
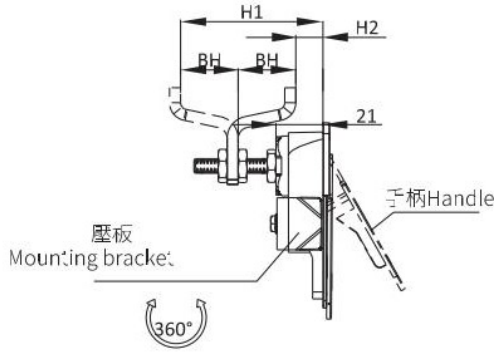


鋅合金本體, 鍍鋅鋼拉桿
Zinc die body, zinc plated. M.S. zinc plated flat rods

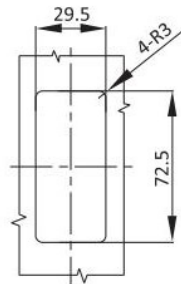
鉚釘款式 Rivet Style	適用於孔型A For cutout: Version A
A型 帶圓鉚釘 Round Studs	A-1193-01
B型 帶方鉚釘 Square Studs	A-1193-02
C型 帶圓鉚釘鉤	A-1193-03
D型 帶彎鉤型	A-1193-04



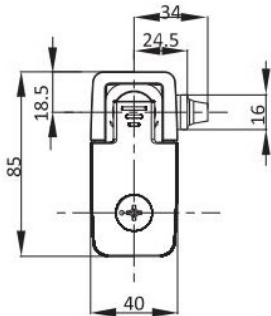
無鎖芯 Non-locking



帶鎖芯 Key locking



開孔尺寸
Panel cutout



「字槽鎖芯
Tooling-Secured

鋅合金基座、手柄；鍍鋅鋼栓
Zinc die handle and housing black powder coated or bright chrome; M.S. zinc plated cam and shaft

止口高度Grip-Range		鎖芯類型 Cylinder Style	黑色塗裝 Black powder coated	亮鉻 Bright Chrome
正Pawl Forward MIN~MAX	反Pawl Reversed MIN~MAX			
21~27	49~55	無鎖芯 Non-locking	A-726-1-TX005	A-726-2-TX005
29~36	40~46		A-726-1-TX007	A-726-2-TX007
29~36	40~46		A-726-1-TX008	A-726-2-TX008
21~27	49~55	帶鎖芯 Key locking	A-726-10-TX005	A-726-2-10-TX005
29~36	40~46		A-726-10-TX007	A-726-2-10-TX007
29~36	40~46		A-726-10-TX008	A-726-2-10-TX008
21~27	49~55	十字槽 Tooling-Secured	A-726-11-TX005	A-726-2-11-TX005
29~36	40~46		A-726-11-TX007	A-726-2-11-TX007
29~36	40~46		A-726-11-TX008	A-726-2-11-TX008
21~27	49~55	內六角4.5 Hexagon Female	A-726-12-TX005	A-726-2-12-TX005
29~36	40~46		A-726-12-TX007	A-726-2-12-TX007
29~36	40~46		A-726-12-TX008	A-726-2-12-TX008



A-726-1



A-726-10



A-726-11



A-726-12

可選配件 Accessories ref. to page #

1. 鎖舌, 見頁由 I-005~I-006 CAM
ref. to page I-005~I-006



A-731-1

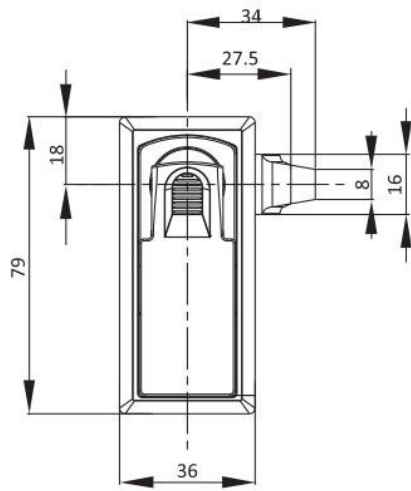


A-731-2

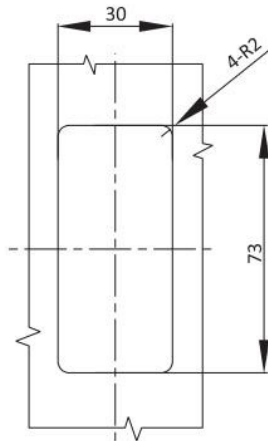


A-731-3

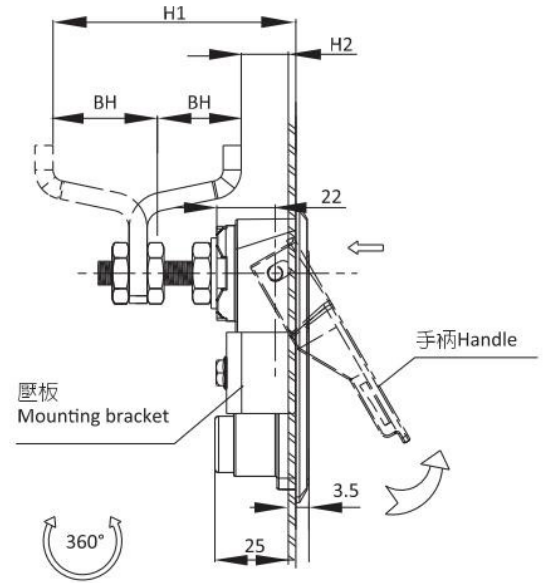
大型 Large size



不帶鎖心 Non-locking



開孔尺寸
Panel cutout



鋅合金基座、手柄：鍍鋅銅栓

Zinc die handle and housing black powder coated or bright chrome; M.S. zinc plated cam and shaft

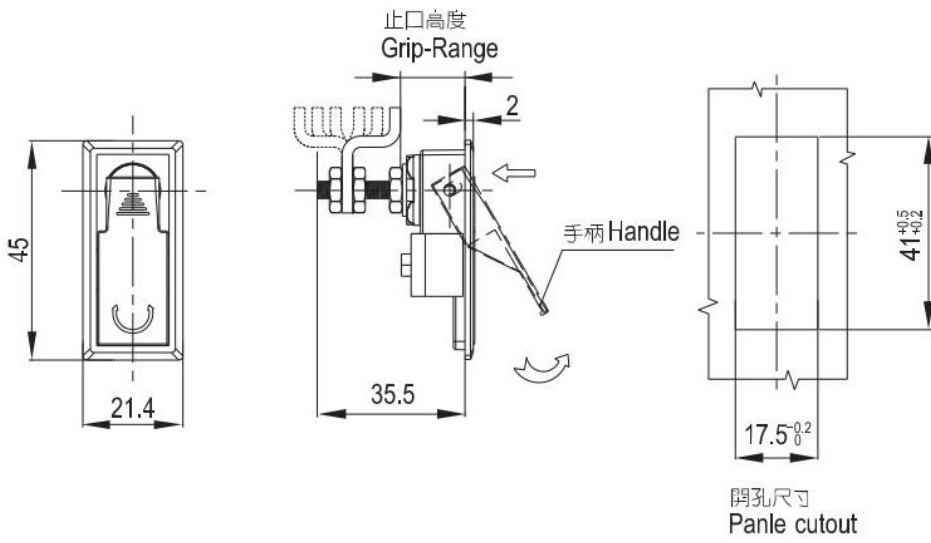
可選配件 Accessories ref. to page #

- 1. 鎖舌見頁向 I-005~I-006
CAM ref. to page I-005~I-006

止口高度 Grip-Range		鎖心類型 Cylinder Style	黑色塗裝 Black powder coated	手柄亮基座黑 Bright Chrome	亮鍍 Bright Chrome
正Pawl Forward MIN-MAX	反Pawl Reversed MIN-MAX				
21-27	49-55	無鎖心 Non-locking	A-731-1-TX005	A-731-2-TX005	A-731-3-TX005
29-36	40-46		A-731-1-TX007	A-731-2-TX007	A-731-3-TX007
29-36	40-46		A-731-1-TX008	A-731-2-TX008	A-731-3-TX008



小型 Small size



A-733-1



A-733-2

鋅合金基座、手柄：鍍鋅鋼柱
Zinc die handle and housing black powder coated or bright chrome; M.S. zinc plated cam and shaft

止口高度Grip-Range		鎖芯類型 Cylinder Style	黑色塗裝 Black powder coated	亮鉻 Bright Chrome
正Pawl Forward MIN-MAX	反Pawl Reversed MIN-MAX			
12.5-16	32.5-36	無鎖芯 Non-locking	A-733-1-TX0105	A-733-2-TX0105
22-26	22-26		A-733-1-TX0106	A-733-2-TX0106

可選配件 Accessories ref. to page #

- 鎖舌 見頁向 I-007
CAM ref. to page I-007



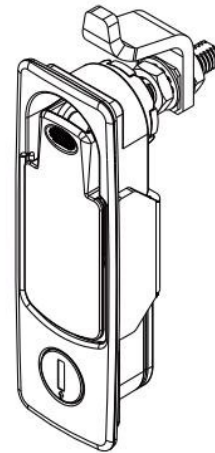
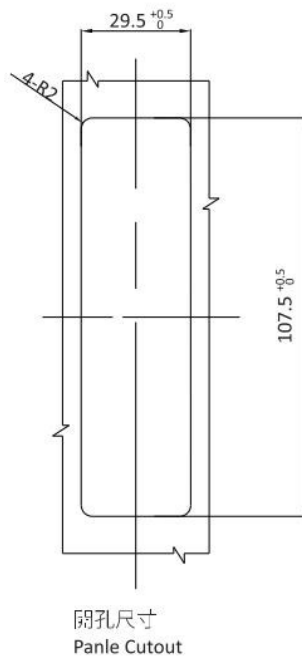
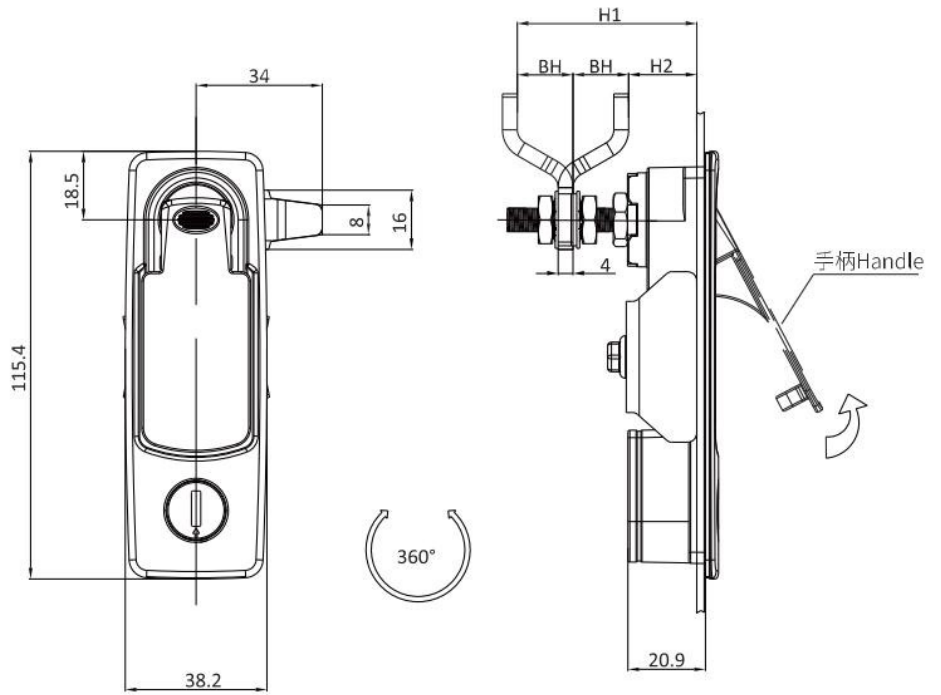
A-727-1



A-727-3



A-727-4



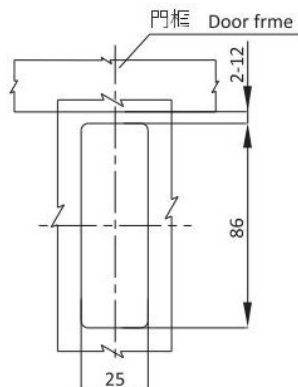
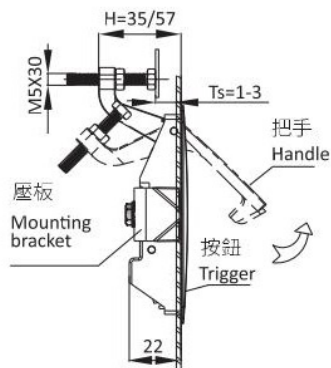
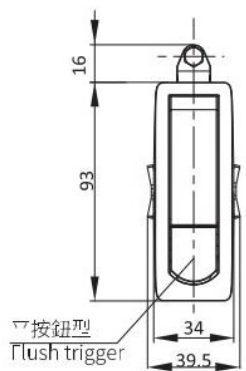
可選配件 Accessories ref. to page #

- 1. 鎖舌 見頁面 I-005~I-006
CAM ref. to page I-005~I-006

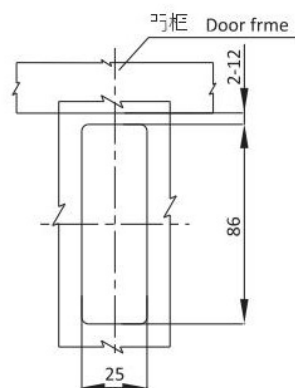
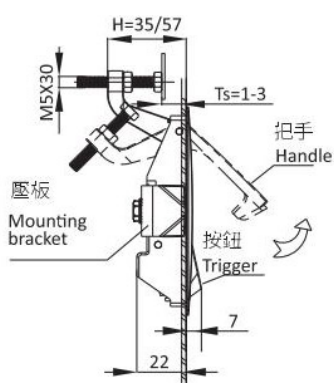
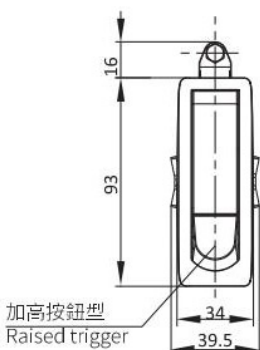
鋅合金基座、手柄；鍍鋅鋼栓

Zinc die handle and housing black powder coated or bright chrome;
M.S. zinc plated cam and shaft

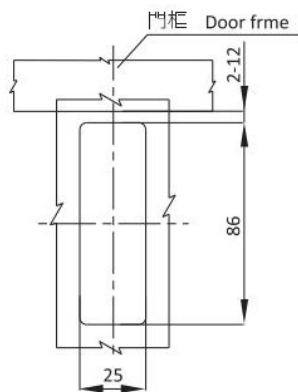
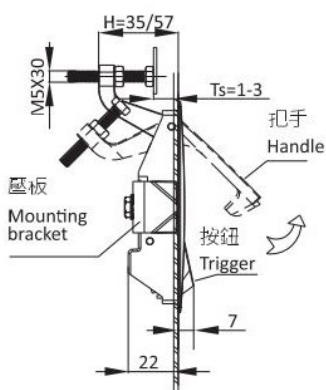
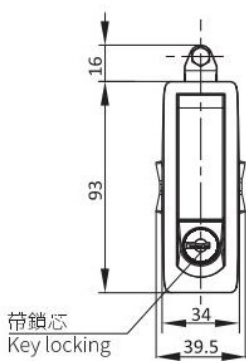
止口高度Grip-Range		帶A-727鎖芯 Key Locking		
正Pawl Forward	反Pawl Reversed	黑色塗裝 Black Powder Coated	亮鍍 Bright Chrome	沙鍍 Satin Chrome
18-26	46-56	A-727-1-TX005	A-727-3-TX005	A-727-4-TX005
26-37	37.5-46	A-727-1-TX007	A-727-3-TX007	A-727-4-TX007
26-36	37-44.5	A-727-1-TX008	A-727-3-TX008	A-727-4-TX008



開孔尺寸
Panel Cutout



開孔尺寸
Panel Cutout



開孔尺寸
Panel Cutout

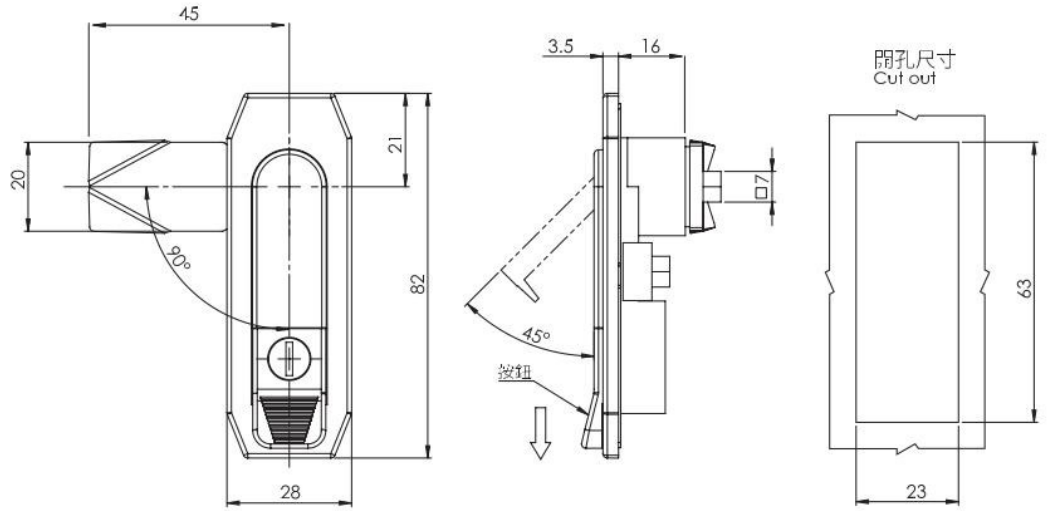


黑色鋅合金基座、手柄、按鈕；鍍鋅鋼安裝件
Zinc die handle、housing and trigger black powder coated or bright chrome;
M.S. zinc plated screw and fixing parts

止口高度Grip-Range	1-24		23-46	
	短杠桿 Short Arm		長杠桿 Longer Arm	
按鈕款式 Trigger Style	黑色塗裝 Black Powder Coated	亮鍍 Bright Chrome	黑色塗裝 Black Powder Coated	亮鍍 Bright Chrome
無鑰匙升高型 Non-locking raised trigger	A-1242-124-10	A-1242-124-30	A-1242-146-10	A-1242-146-30
無鑰匙齊平型 Non-locking Flush trigger	A-1242-224-10	A-1242-224-30	A-1242-246-10	A-1242-246-30
帶鎖芯(CH751) Key locking	A-1242-324-10	A-1242-324-30	A-1242-346-10	A-1242-346-30
十字槽Tooling-Secured	A-1242-524-10	A-1242-524-30	A-1242-546-10	A-1242-546-30
帶防蓋鎖芯 (CH751) key locking,with shutter	A-1242-624-10	A-1242-624-30	A-1242-646-10	A-1242-646-30
內六角鎖芯4.5 Hexagon female 4.5mm	A-1242-724-10	A-1242-724-30	A-1242-746-10	A-1242-746-30



A-732-2A



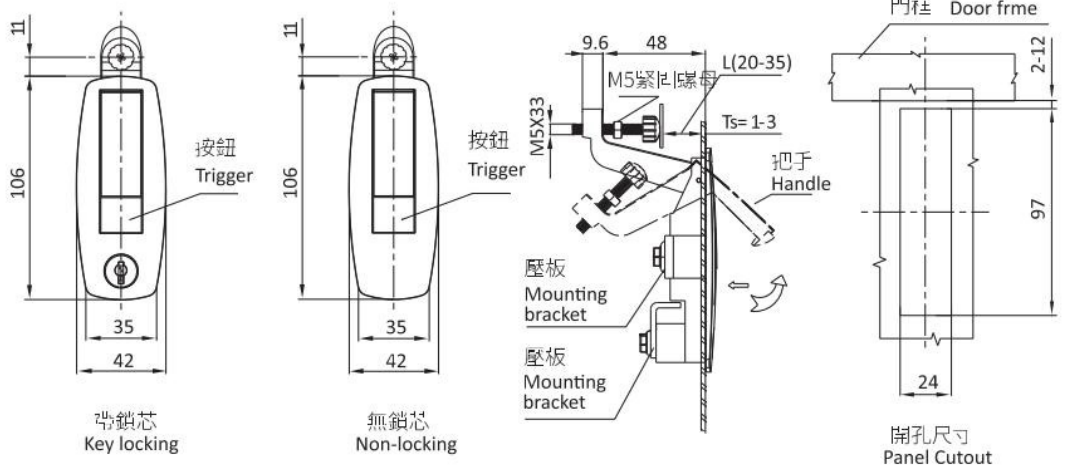
鋅合金基座、手柄;鍍鋅鋼栓

Zinc die handle and housing black powder coated or bright chrome, M.S.Zinc plated cam and shaft.

帶鎖芯 Key Locking 銀 Silver	A-732-2C
無鎖芯 Non-Locking 銀 Silver	A-732-2A
無鎖芯 Non-Locking 黑 Black	A-732-2B



A-732-2C



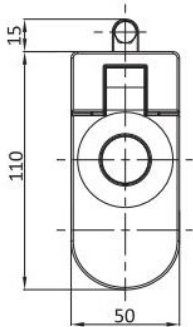
黑色鋅合金基座、手柄、按鈕;鍍鋅鋼安裝件

Zinc die handle、housing and trigger black powder coated or bright chrome; M.S. zinc plated screw and fixing parts

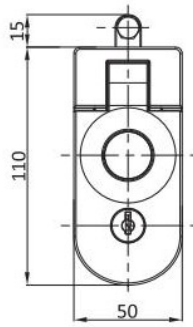
帶鎖芯 Key Locking	A-718-1
-----------------	---------



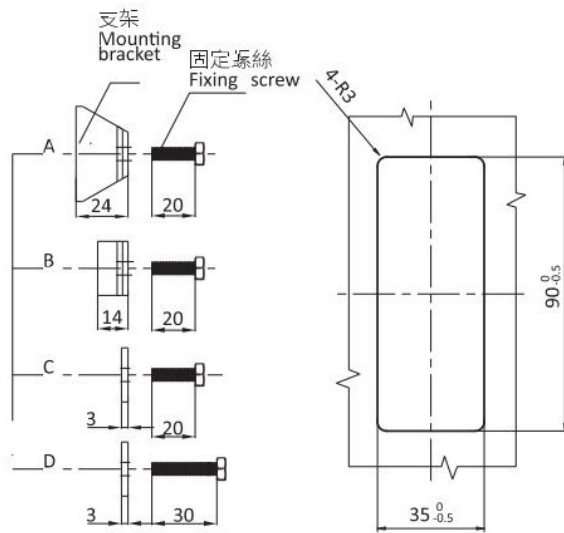
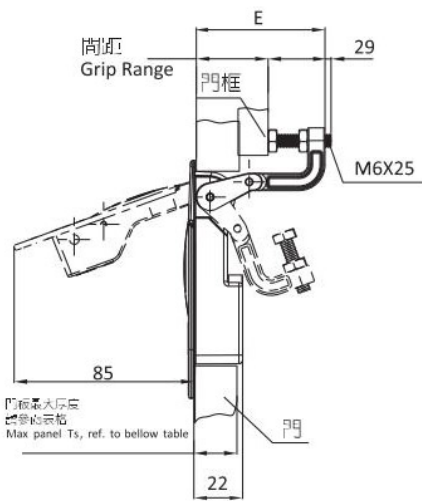
A-718



無鎖芯型
Non-Locking



鎖芯型
Key Locking

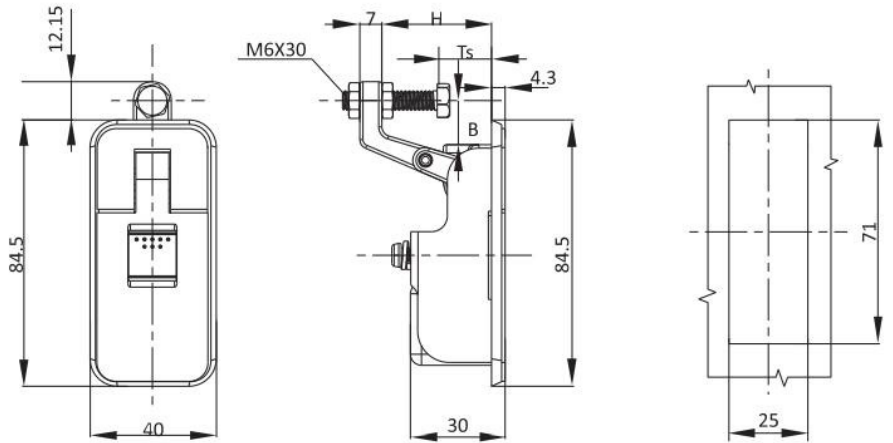


開孔尺寸
Panel cutout

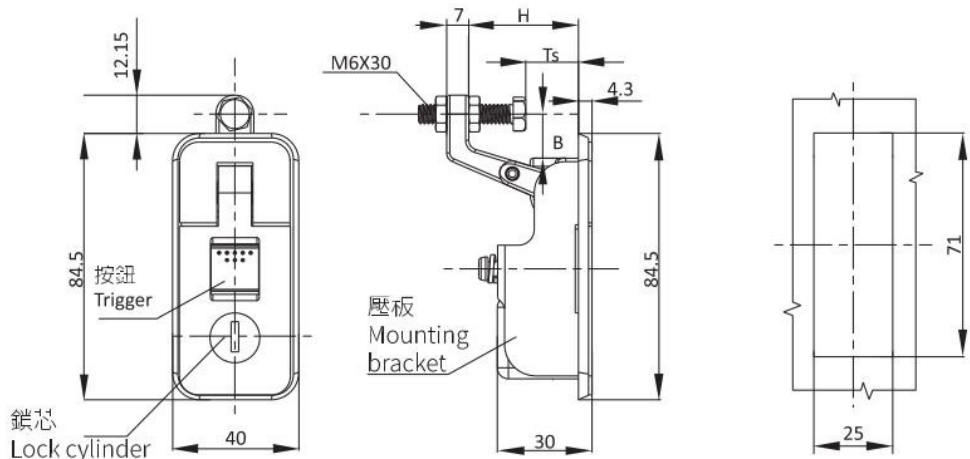


黑色鋅合金基座、手柄、按鈕；鍍鋅鋼安裝件
Zinc die handle、housing and trigger; M.S. zinc plated fixing parts

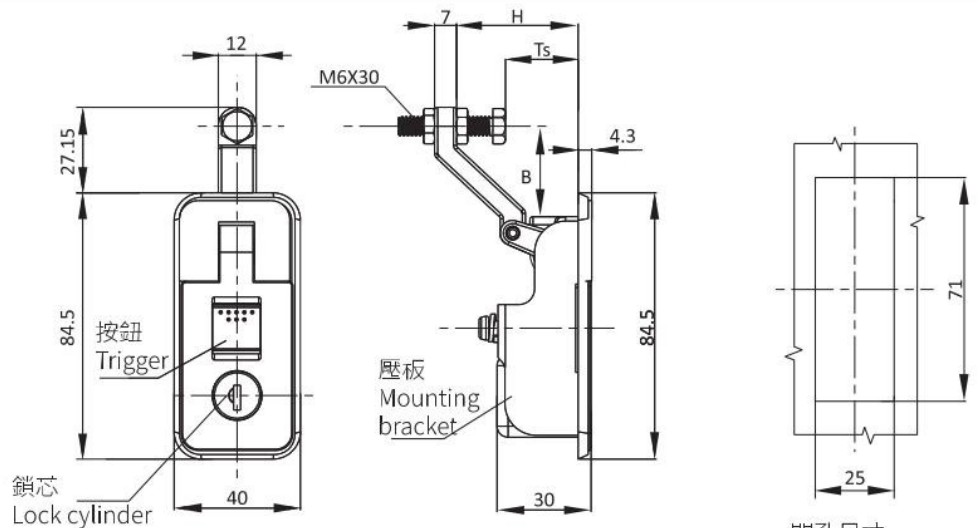
固定安裝塊 Mounting bracket	門板厚度 Panel thickness		間距 Grip Range		E	不帶鑰匙鎖 Non-locking	帶CH751鑰匙鎖 帶防塵蓋型 CI I751 key locking, with shutter	帶CH751鑰匙鎖 CI I751 key locking	十字槽 Tooling-secured
	最小 MIN	最大 MAX	最小 MIN	最大 MAX					
A	1	11	1	14	29	A-1245-114-201	A-1245-214-201	A-1245-314-201	A-1245-414-201
B	11	21				A-1245-114-202	A-1245-214-202	A-1245-314-202	A-1245-414-202
A	1	11	14	29	44	A-1245-129-201	A-1245-229-201	A-1245-329-201	A-1245-429-201
B	11	21				A-1245-129-202	A-1245-229-202	A-1245-329-202	A-1245-429-202
C	21	31				A-1245-129-203	A-1245-229-203	A-1245-329-203	A-1245-429-203
A	1	11	29	45	60	A-1245-145-201	A-1245-245-201	A-1245-345-201	A-1245-445-201
B	11	21				A-1245-145-202	A-1245-245-202	A-1245-345-202	A-1245-445-202
C	21	31				A-1245-145-203	A-1245-245-203	A-1245-345-203	A-1245-445-203
D	31	41				A-1245-145-204	A-1245-245-204	A-1245-345-204	A-1245-445-204
A	1	11	45	57	72	A-1245-157-201	A-1245-257-201	A-1245-357-201	A-1245-457-201
B	11	21				A-1245-157-202	A-1245-257-202	A-1245-357-202	A-1245-457-202
C	21	31				A-1245-157-203	A-1245-257-203	A-1245-357-203	A-1245-457-203
D	31	41				A-1245-157-204	A-1245-257-204	A-1245-357-204	A-1245-457-204



開孔尺寸
Panel cutout



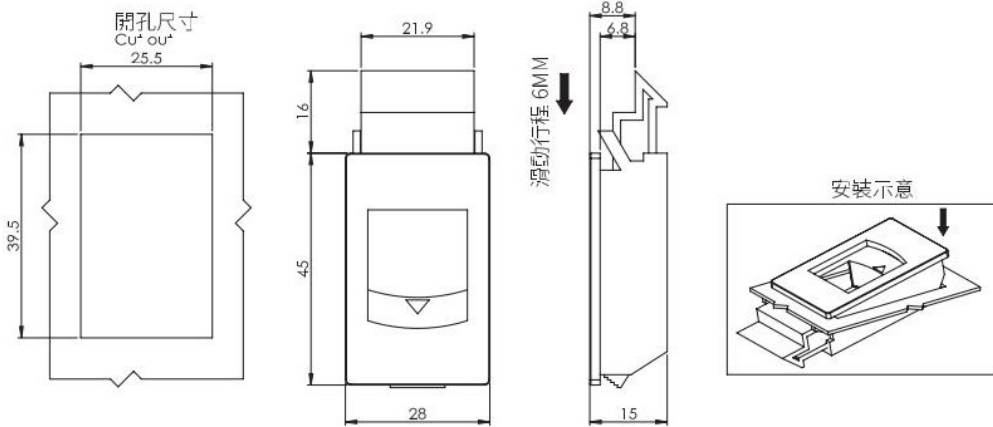
開孔尺寸
Panel cutout



開孔尺寸
Panel cutout

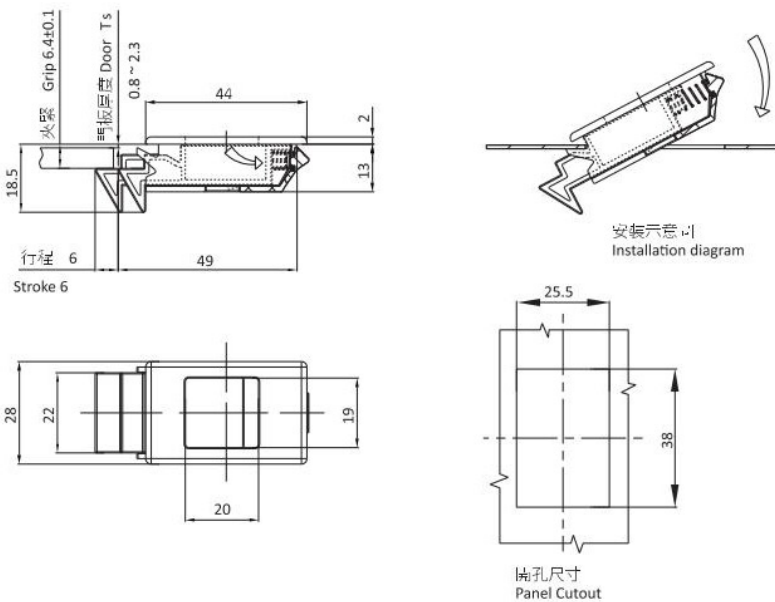
黑色鋅合金基座、手柄、按鈕；鍍鋅鋼安裝件
Zinc die handle、housing and trigger；M.S. zinc plated fixing parts

				黑色塗裝 Black powder coated		沙鉻Satin Chrome	
門板厚度 Panel Thickness	間距 Grip Range	H	B	不帶鎖芯型 Non-locking	CH751 locking with shutter	不帶鎖芯型 Non-locking	CH751 locking with shutter
1 to 11mm	1-25mm	36.50	13.50	A-1246-100-10	A-1246-110-10	A-1246-100-40	A-1246-110-40
1 to 11mm	15-30mm	40.00	28.50	A-1246-200-10	A-1246-210-10	A-1246-200-40	A-1246-210-40



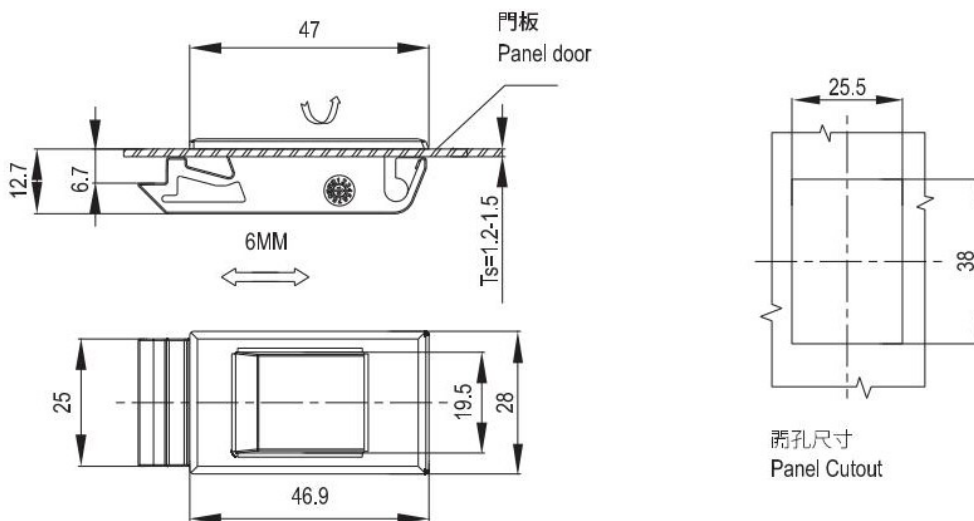
黑色 Black ABS

A-725



黑色 Black PA

A-725-2



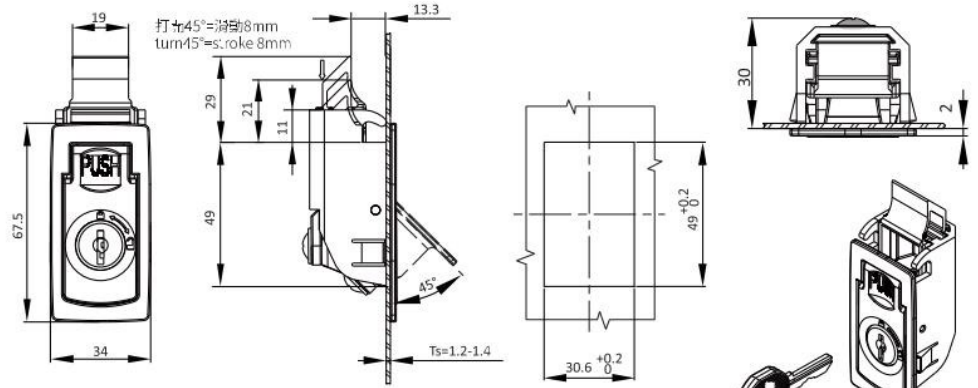
黑色 Black ABS

A-725-3





帶鎖芯型 Key locking



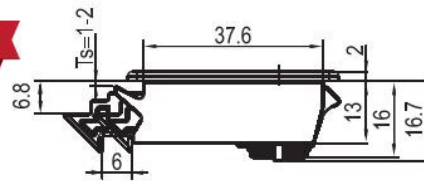
黑色PA+GF
Black PA+GF

開孔尺寸
Panel Cutout

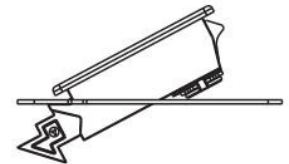
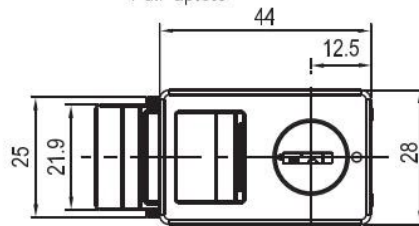
帶鎖芯型 Key Locking

A-1252-10

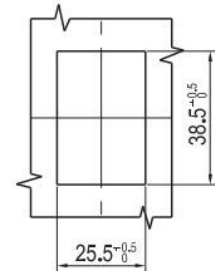
NEW



壓縮量：6.0
Pull-up:6.0



Installation diagram



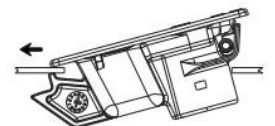
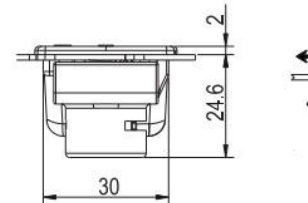
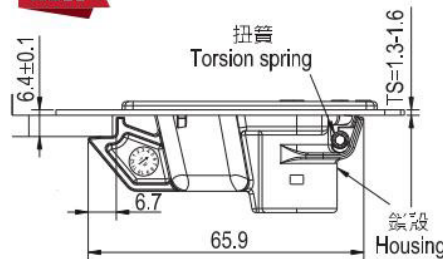
開孔尺寸
Panel Cutout

黑色PA鎖殼·鎖舌·鎖芯
black PA housing, cam, insert

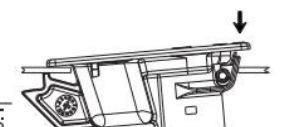
黑色 Black PA

A-1254-20

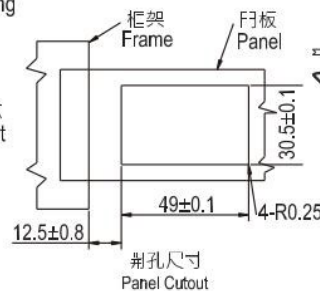
NEW



1. 鎖的前部向前滑動穿過孔洞，可前按壓鎖



2. 將鎖的後端卡緊入位

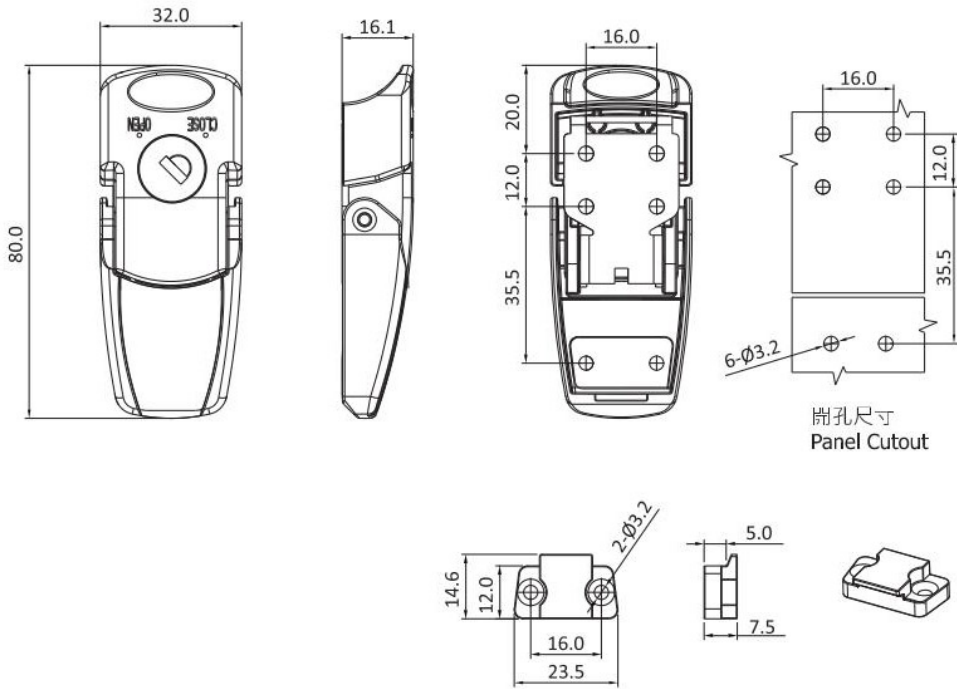


開孔尺寸
Panel Cutout

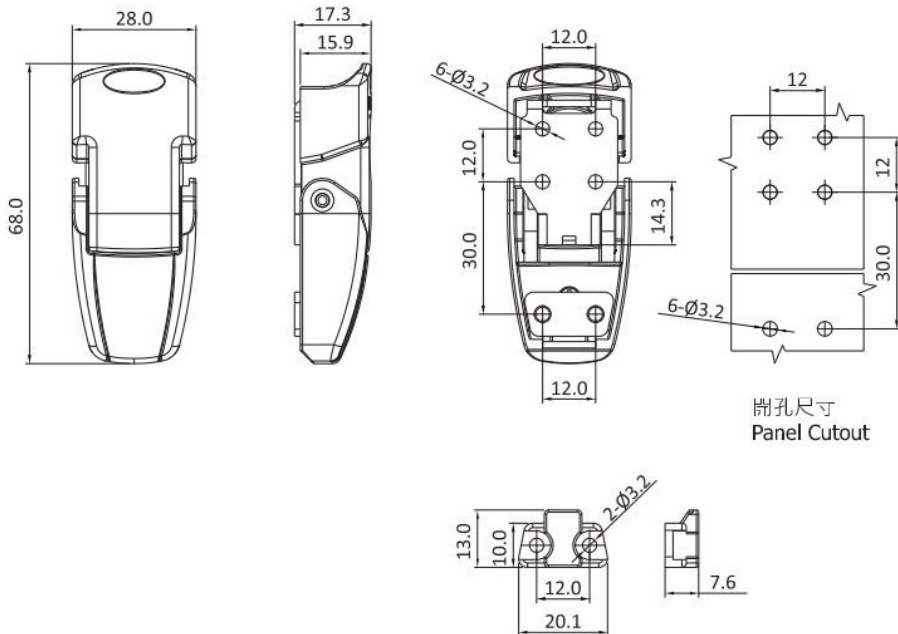
黑色 Black ABS

A-1255-10-13-90

大型 Large size



小型 Small size



鋅合金, 黑色塗裝或電鍍
Zinc die, black powder coated or chrome plated

		帶鎖芯 Key Locking	不帶鎖芯 Non-Locking
黑色塗裝 Black Powder Coated	大型 Large size	DKS-2	DKS-00-2
	小型 Small size	DKS-4	DKS-00-4
沙鍍 Satin Chrome	大型 Large size	DKS-1	DKS-00-1
	小型 Small size	DKS-3	DKS-00-3



AS-320



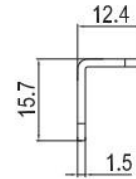
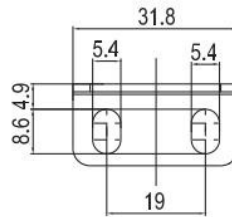
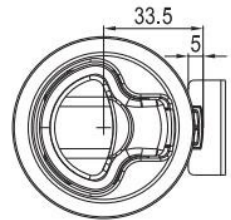
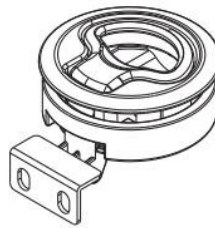
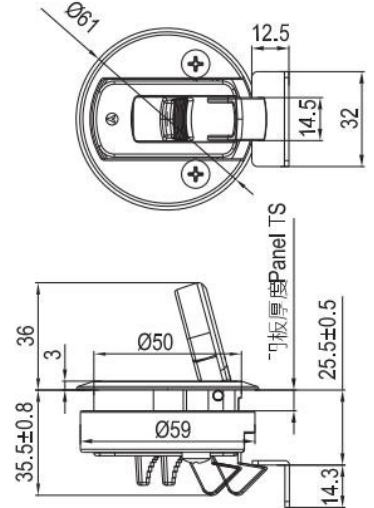
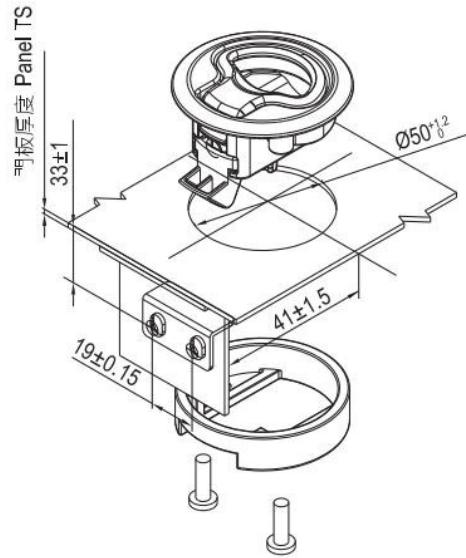
AS-330



A-3202

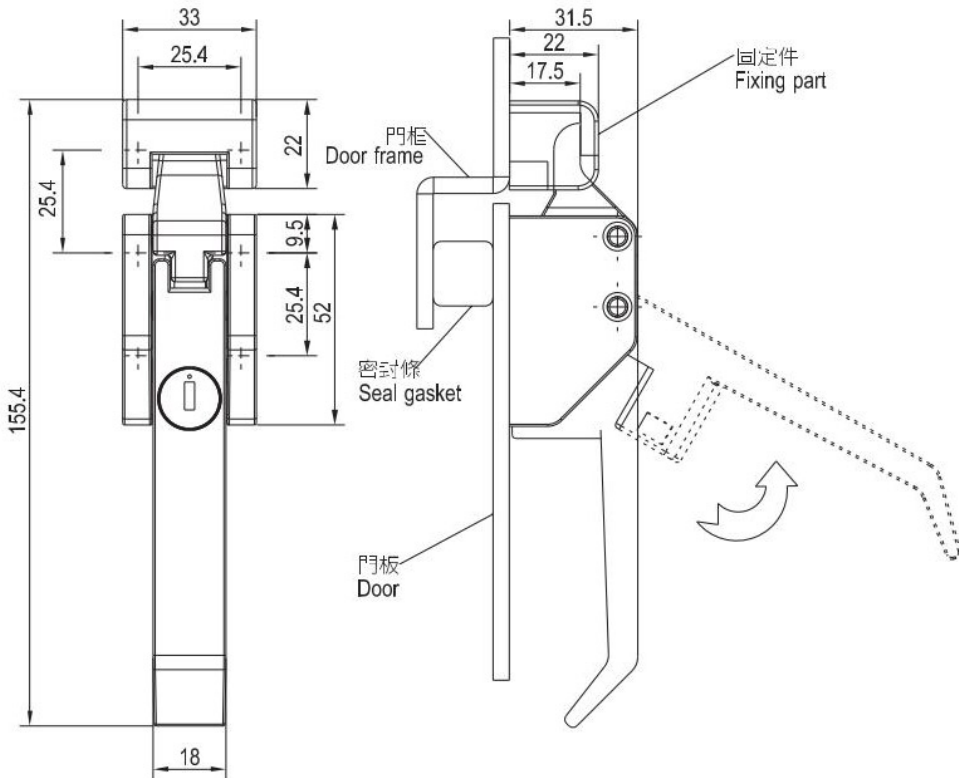


A-3303

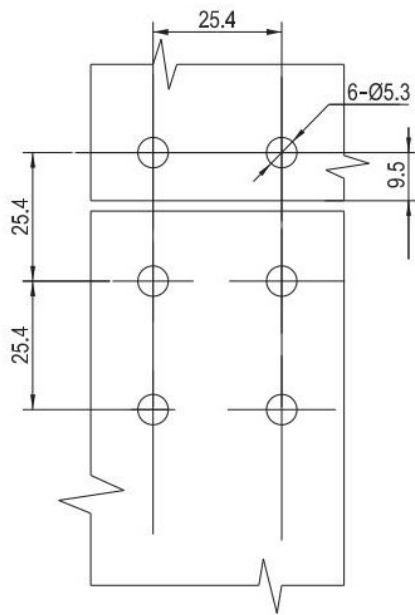


全不鏽鋼或尼龍玻纖黑色或鋅合金
Stainless steel 316 Nylon glass fiber, black, zinc die.

門板厚度 Panel thickness		固定支線高度 Mounting braketheight	固定螺絲高度 Fixingscrew length	帶鎖芯型 Key Locking version			不帶鎖芯型 Non-Locking version		
最小 MIN	最大 MAX			全不鏽鋼 Stainless Steel	塑料黑色 Acetal Black	鋅合金 Zinc Die	全不鏽鋼 Stainless Steel	塑料黑色 Acetal Black	鋅合金 Zinc Die
2	7	14	16	AS-330	A-3303	A-330	AS-320	A-3202	A-320



鎖芯型
Key Locking



開孔尺寸
Panel cutout



A-6150-1



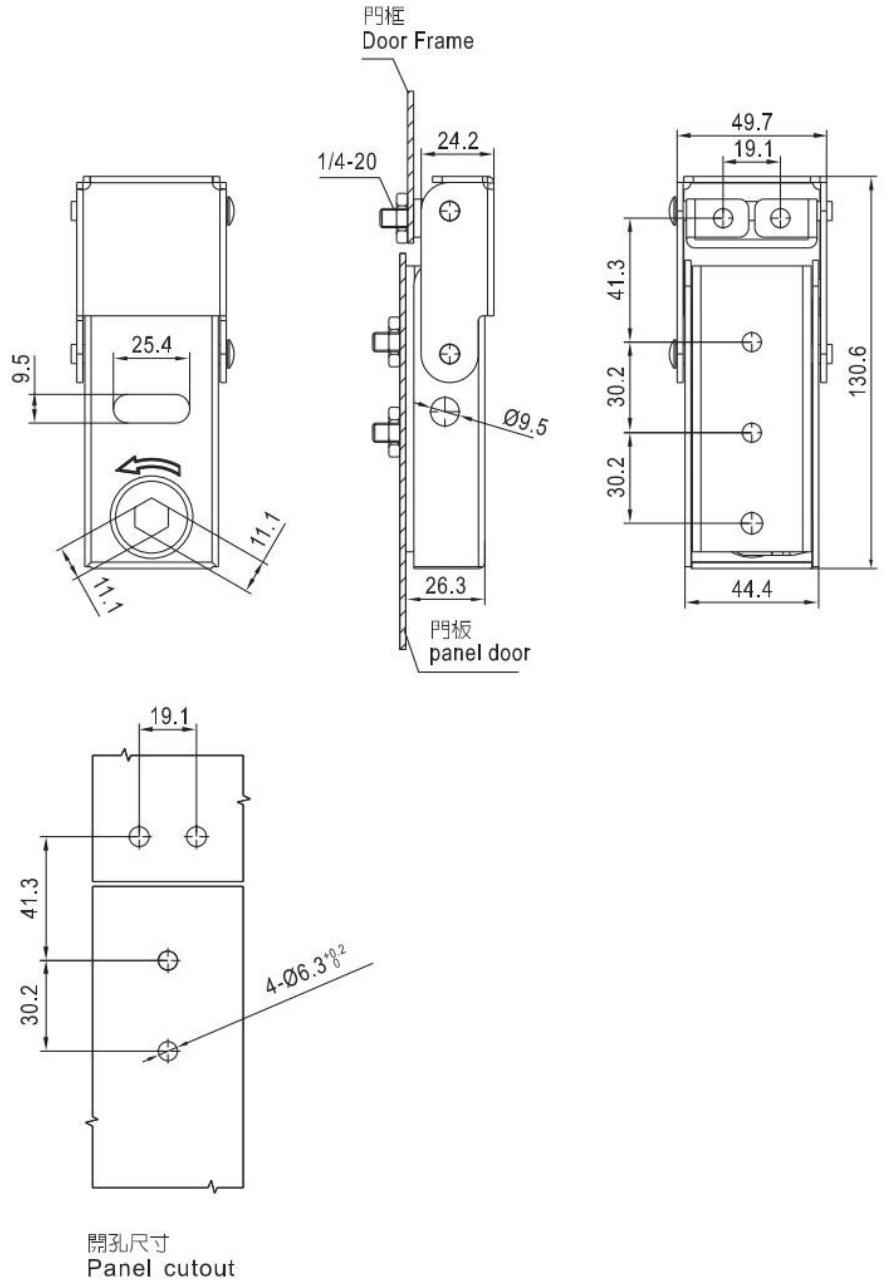
A-6150-2



AS-6150-2

鋅合金,黑色塗裝或電鍍亮鉻,材質可做全不鏽鋼316
Zinc die,black powder coated or bright chrome, sus 316 material upon request.

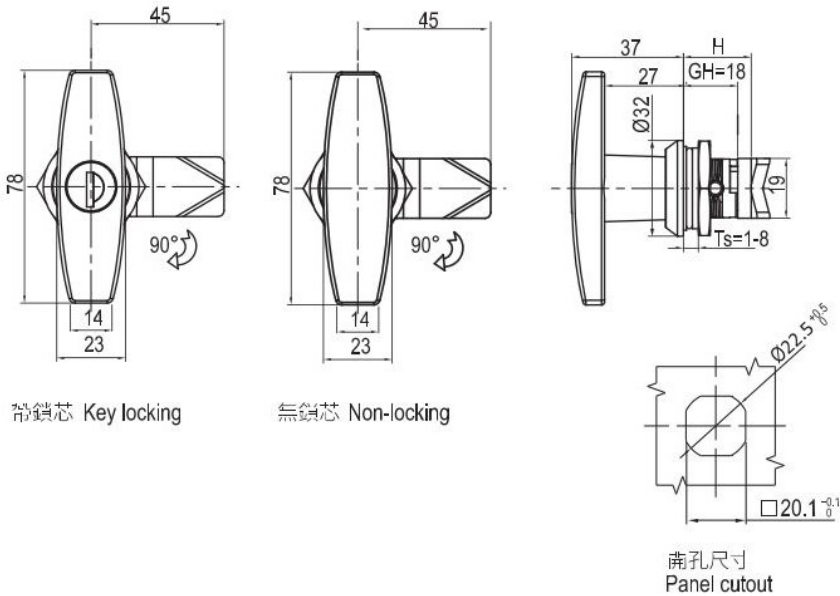
	黑色塗裝 Black powder coated	亮鉻 Bright Chrome	全不鏽鋼 Stainless steel
帶鎖芯 CH751 Locking	A-6150-1	A-6150-1-30	AS-6150-1
不帶鎖芯 Non-locking	A-6150-2	A-6150-2-30	AS-6150-2



全不鏽鋼316
All stainless steel 316

六角鎖芯 Hexagon Insert

AS-1272-10-316



帶鎖芯 Key locking

無鎖芯 Non-locking

開孔尺寸
Panel cutout

鋅合金基座、手柄；鍍鋅鋼柱
Zinc die housing and handle : M.S. zinc plated cam.

	麻面黑 Black Textured Powder Coated	亮鉻 Bright Chrome	全不鏽鋼 SUS316 Stainless steel
帶鎖芯 Key Locking	A-1301-10-20	A-1301-10-30	AS-1301-10-316
無鎖芯 Non Locking	A-1301-00-20	A-1301-00-30	AS-1301-00-316

RL IP65 S TAINLESS SERIES

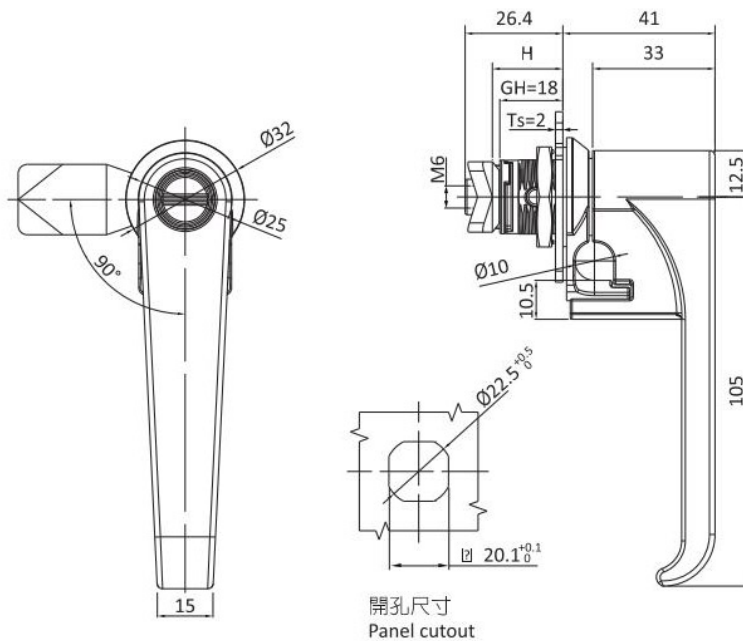


可選配件 Accessories ref. to page #

- 鎖舌 見頁碼 I-001
CAM ref. to page I-001

備註: Remark

- 專用鑰匙可選 Key different on request.
- CH751鑰匙可選, CH751 key code on request



開孔尺寸
Panel cutout

鋅合金基座、手柄；鍍鋅鋼柱
Zinc die housing and handle : M.S. zinc plated cam.

	麻面黑 Black Textured Powder Coated	亮鉻 Bright Chrome
不帶鎖芯 Non-locking	A-1310-00-20	A-1310-00-30
2x4 直槽防硬幣型 2x4 Slot coin proof insert	A-1310-124-20	A-1310-124-30

RL IP65



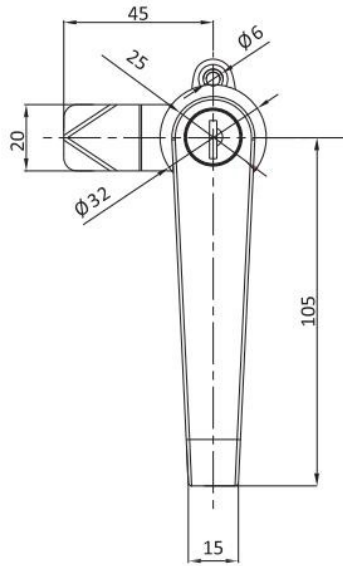
可選配件 Accessories ref. to page #

- 鎖舌 見頁碼 I-001
CAM ref. to page I-001

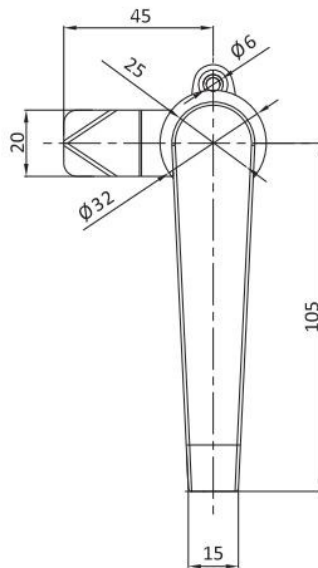
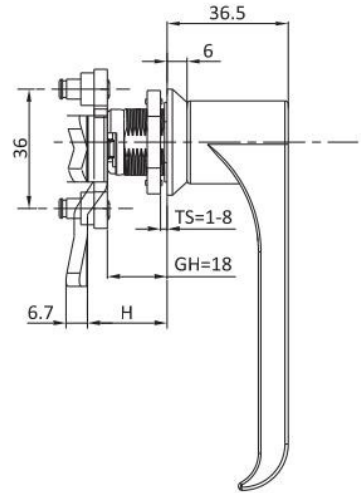
備註: Remark

- 專用鑰匙可選 Key different on request.
- CH751鑰匙可選, CH751 key code on request

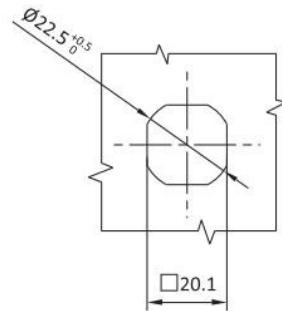
RL IP65 S TAINLESS SERIES



帶鎖芯 Key locking



無鎖芯 Non-locking



開孔尺寸
Panel cutout

可選配件 Accessories ref. to page #

- 1. 鎖舌 見頁面 I-001
CAM ref. to page I-001

備註: Remark

- 1. 專用鑰匙可選 Key different on request.
- 2. CH751鑰匙可選,CH751 key code on request

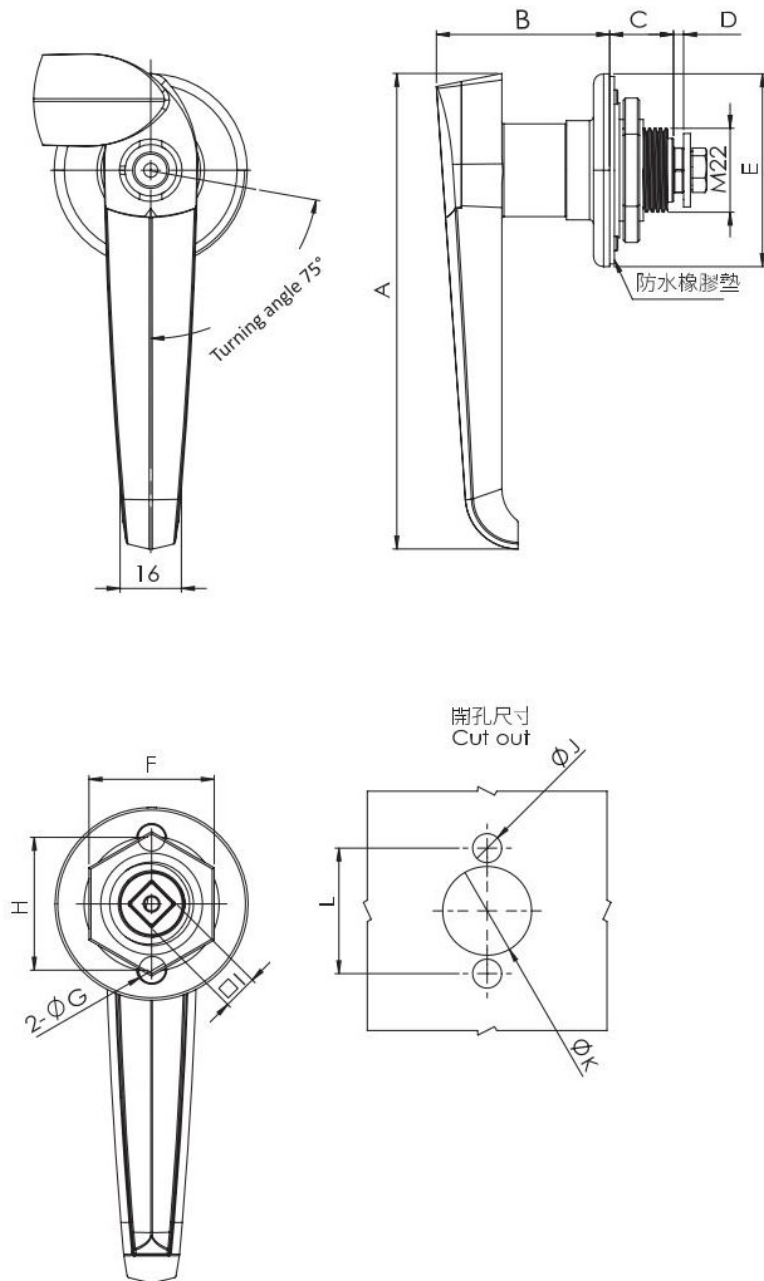
鋅合金基座、手柄；鍍鋅鋼栓

Zinc die cast handle and housing black powder coated or bright chrome; M.S zinc plated cam.

	麻面黑 Black Textured Powder Coated	亮鎳 Bright Chrome	全不鏽鋼 Stainless steel 316
帶鎖芯 Key Locking	A-3240-1	A-3240-1-30	
無鎖芯 Non Locking	A-3240-2	A-3240-2-30	AS-3240-00-316



RL IP65 S STAINLESS SERIES



AS-300



AS-400



AS-500

Item No.	A	B	C	D	E	F	G	H	I	J	K	L
AS-300	120	45	14.8	2	48	32	7	32.5	8	7.5	23	32.5
AS-400	134	45	14.8	2.5	54.5	32	8	40	10	9	23	40
AS-500	150	53	21	8	60	34.5	8	40	10	9	23	40

全不銹鋼 316
All stainless steel 316

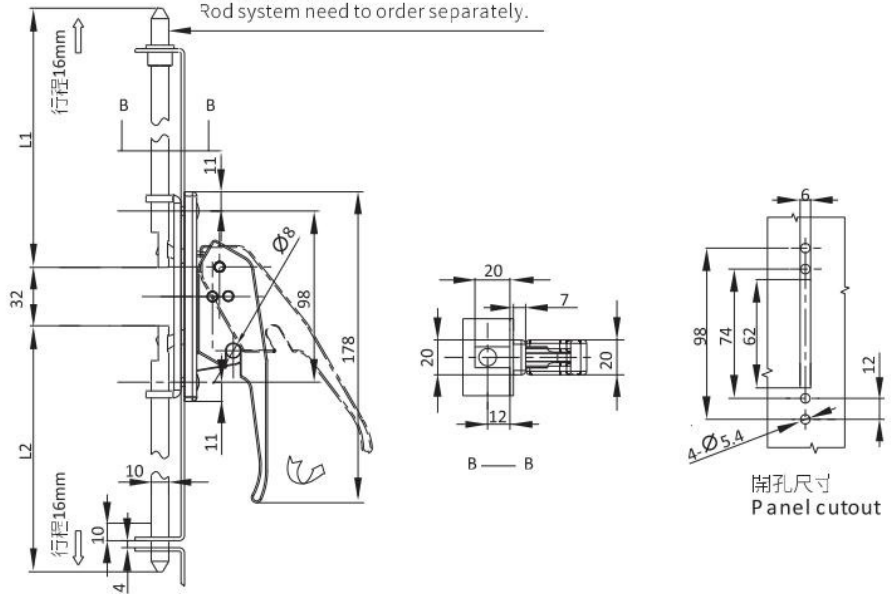
	鏡面拋光 Bright polishing
小型 Small size	AS-300
中型 Medium size	AS-400
大型 Large size	AS-500

可選配件 Accessories ref. to page #

- 鎖芯 見頁由 I-009~I-010
CAM ref. to page I-009~I-010



此桿部份單獨訂造
Rod system need to order separately.



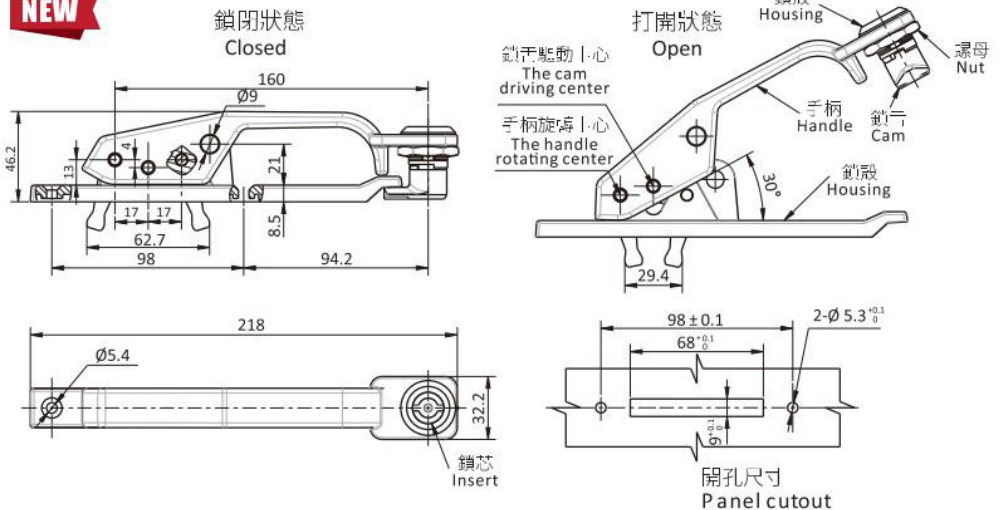
鋅合金基座、手柄；表面黑色塗裝，鍍鋅鋼栓。
Zinc die housing and handle , black powder coated ; M.S. zinc plated cam.

黑色塗裝 Black Powder Coated

A-1321-10



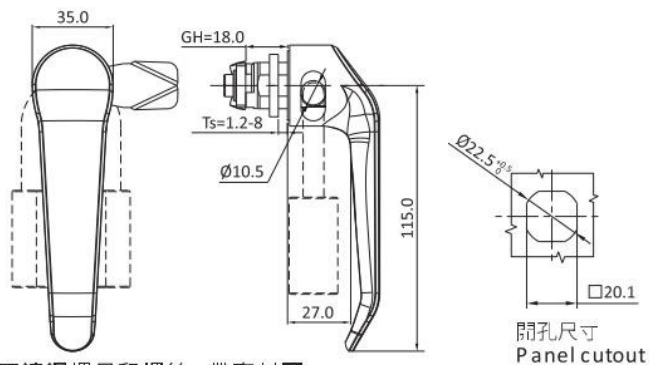
NEW



鋅合金基座、手柄；表面塗裝或電鍍，鍍鋅鋼栓。
Zinc die housing and handle , black powder coated or E-coated;m.s zinc plated cam.

可帶掛鎖式拉手鎖 Padlockable Lever Handle Lock

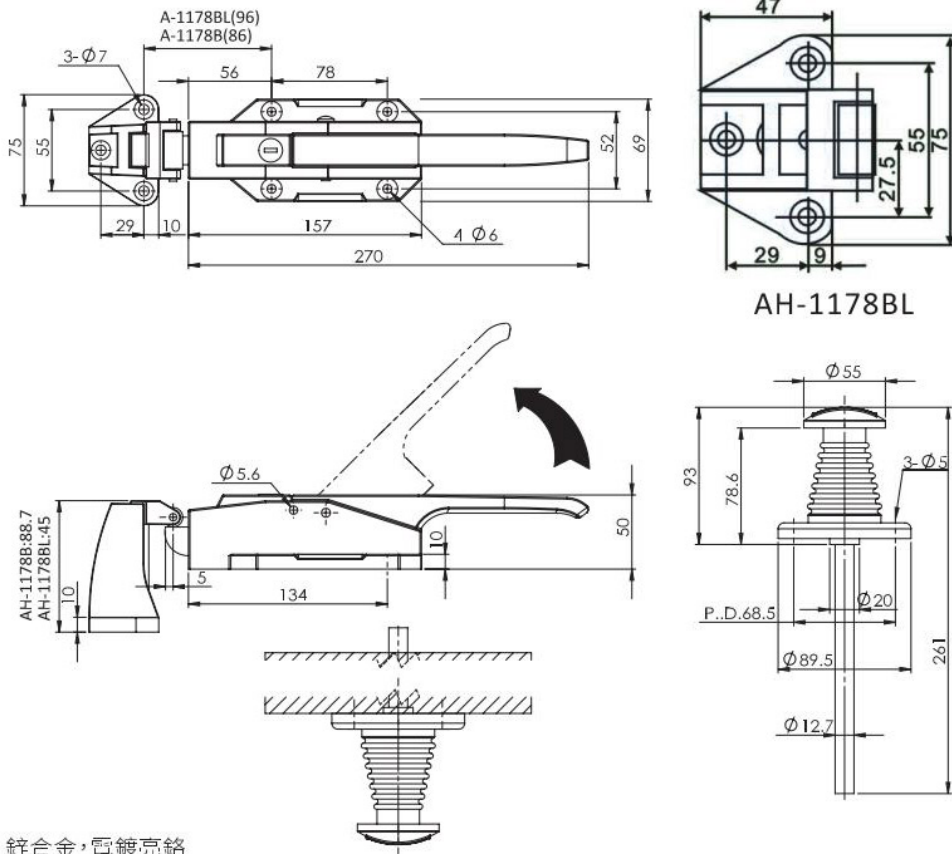
黑色塗裝	Black Powder Coated	A-1322-10
藍灰色塗裝	RAL7012 Powder Coated	A-1322-24



不鏽鋼L型手柄，不鏽鋼螺母和螺絲，帶密封圈
L-handle SUS 316, screw and nut stainless steel with seal

SUS316

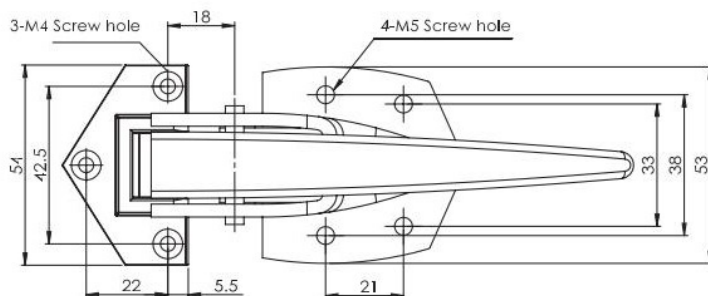
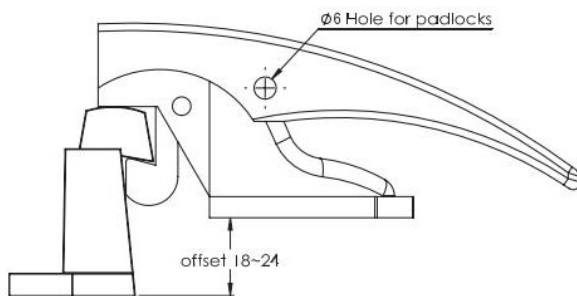
AS-1325-00-316



AH-1178BL

鋅合金, 電鍍亮鉻
Zinc die, bright chrome plated

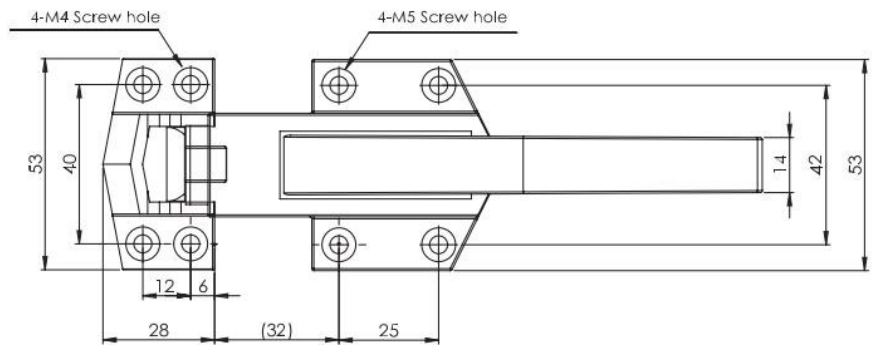
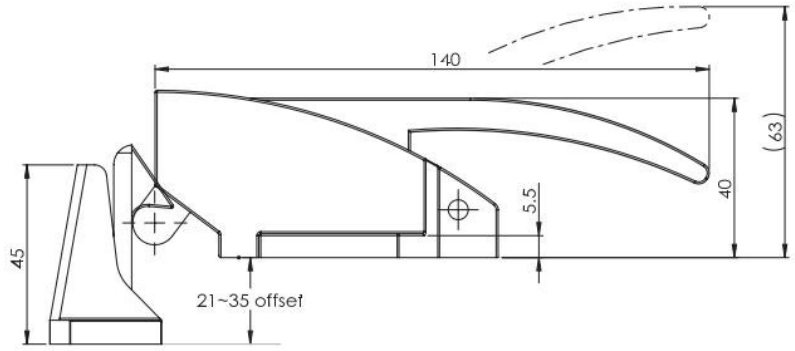
ITEM NO.	電鍍亮鉻 Bright chrome
AH-1178	AH-1178A + AH-1178B + AH-1178C
AH-1178L	AH-1178A + AH-1178BL + AH-1178C



鋅合金, 電鍍亮鉻
Zinc die, bright chrome plated

鍍鉻 Bright chrome	AH-1300
------------------	---------

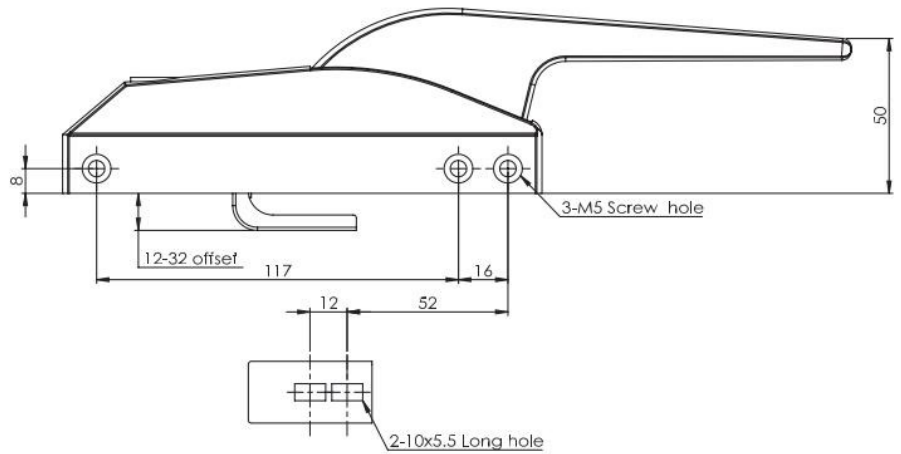
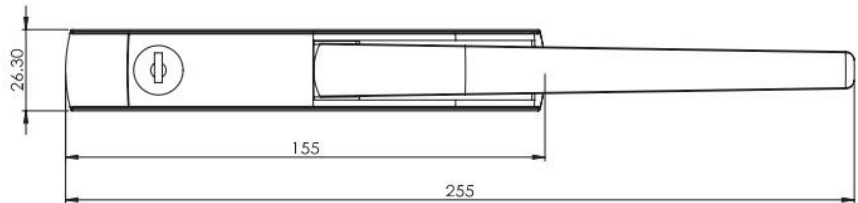




鋅合金, 電鍍亮鉻
Zinc die, Bright chrome plated

鍍鉻 Bright chrome

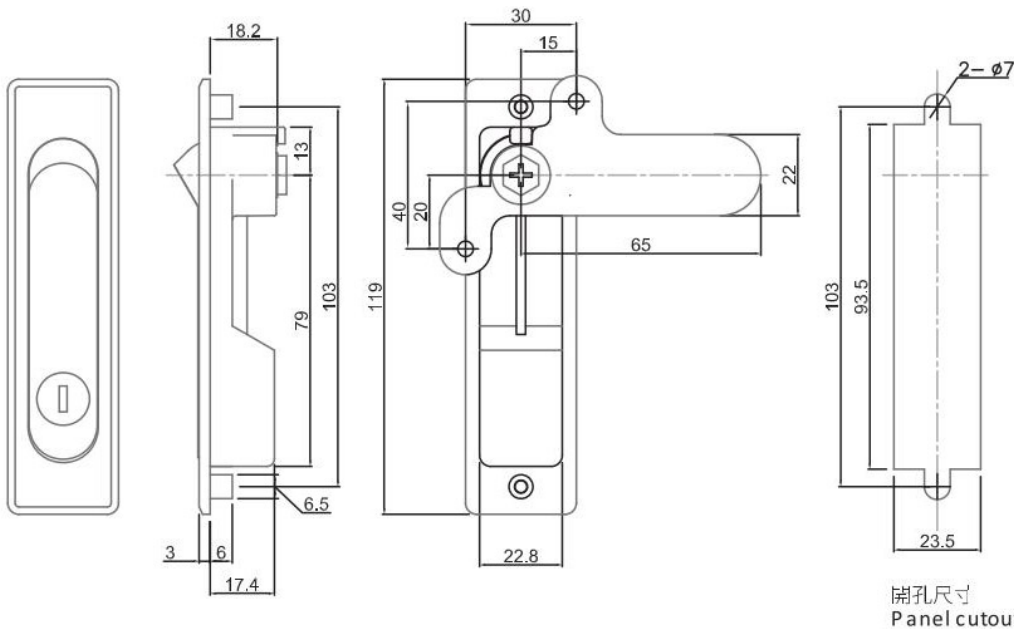
AH-711



鋅合金, 電鍍亮鉻
Zinc die, Bright chrome plated

鍍鉻 Bright chrome

AH-1200

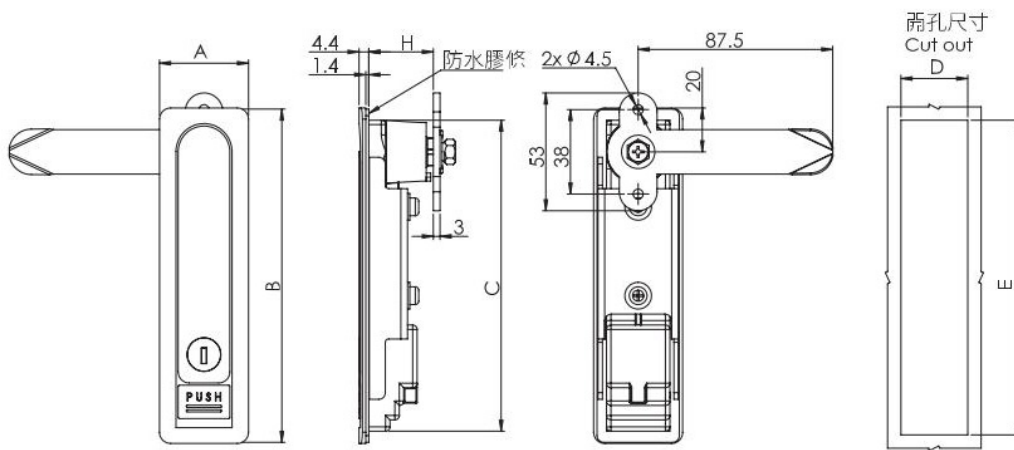


AS-2190

不鏽鋼 316, 鏡面拋光
SUS 316, Bright polish finish

不鏽鋼316 Stainless Steel 316

AS-2190

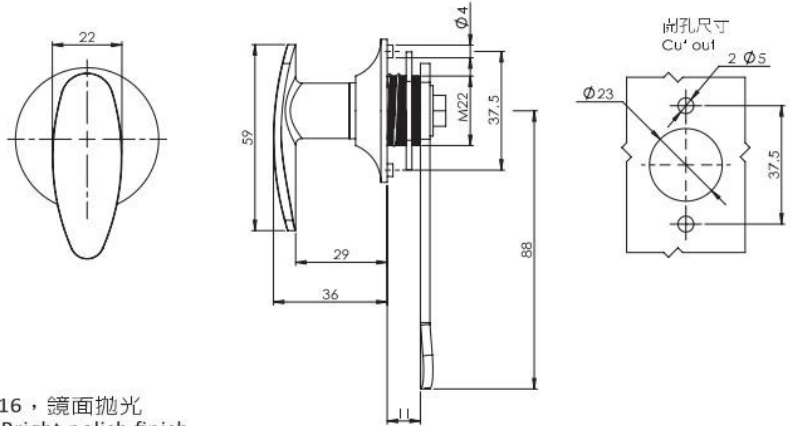


AS-800 series

不鏽鋼 316, 鏡面拋光
SUS 316, Bright polish finish

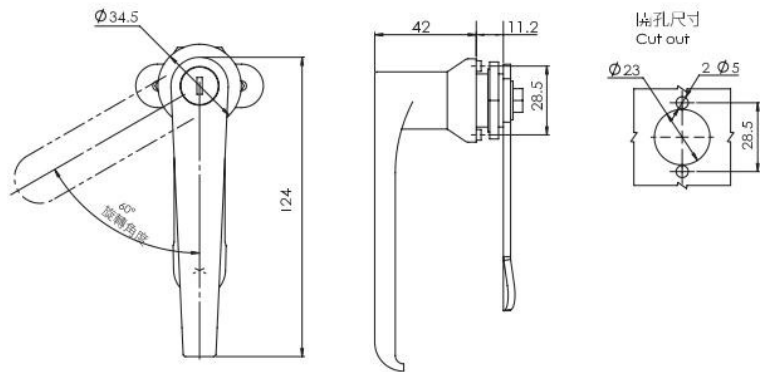
ITEM No.	A	B	C	D	E	H
AS-800-1	40.5	151	140.8	31	142	30.5
AS-800-2	40.5	135.6	126.3	31	128	30.5
AS-800-3	40.5	113.5	102.5	31	104	30

單位: m/m unit:m/m



不鏽鋼 316, 鏡面拋光
SUS 316, Bright polish finish

ITEM NO.	鏡面拋光 Bright polish finish
帶鎖芯 Key Locking	AS-2119-1
無鎖芯 Non Locking	AS-2119-2

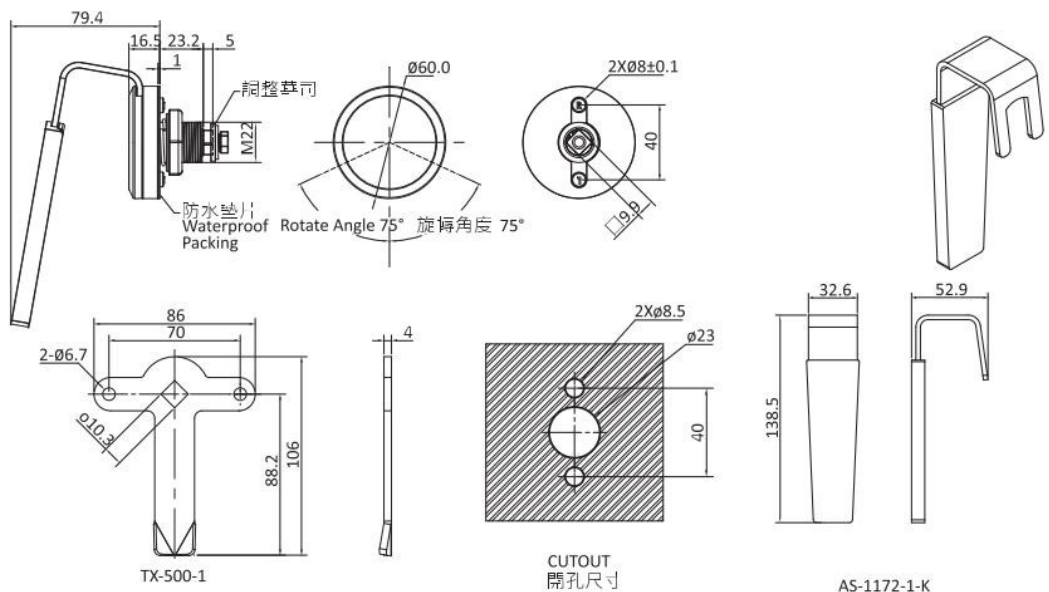


不鏽鋼 316, 鏡面拋光
SUS 316, Bright polish finish

ITEM NO.	鏡面拋光 Bright polish finish
帶鎖芯 Key Locking	AS-2140-1
無鎖芯 Non Locking	AS-2140-2



AS-1172

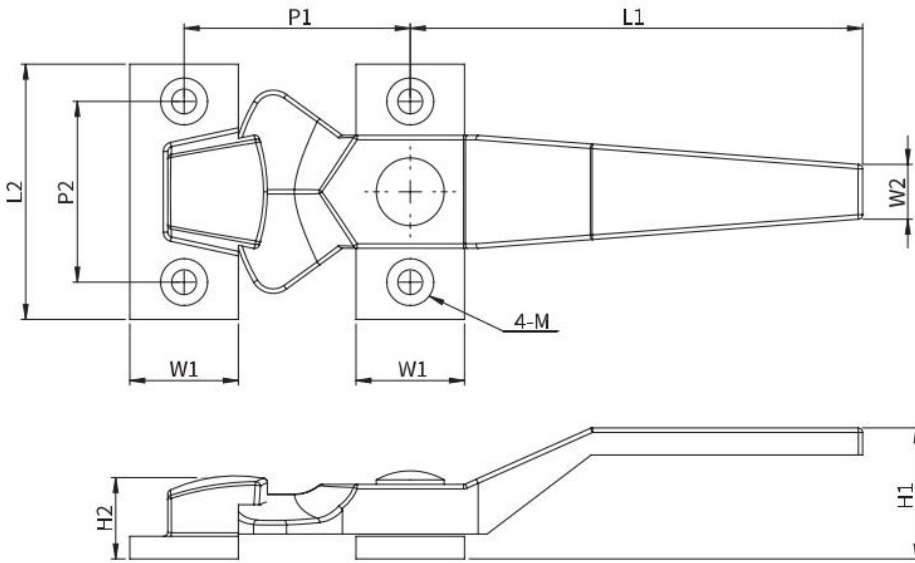


不鏽鋼 316, 鏡面拋光
SUS 316, Bright polish finish

不鏽鋼 316 Stainless Steel 316	AS-1172
-----------------------------	---------

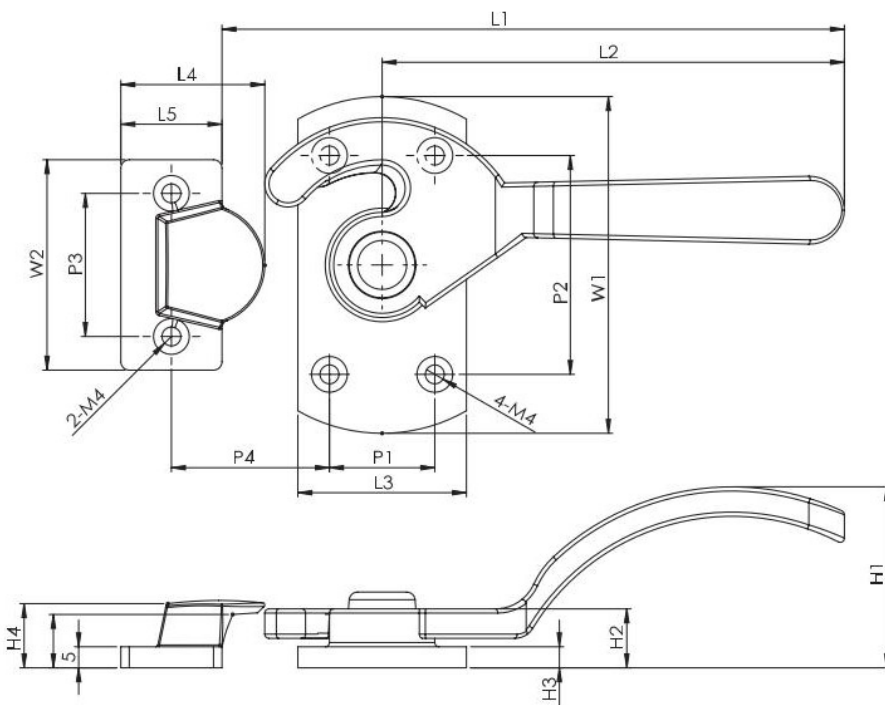


AS-1172-1-K



不鏽鋼 316, 鏡面拋光
SUS 316, Bright polish finish

ITEM No.	重量(g)	L1	L2	W1	W2	H1	H2	P1	P2	M
AS-2110-3	205	100	56	24	12	30	18	50	40	M5
AS-2110-5	105	70	45	18	8	23	14	35	30	M4



不鏽鋼 316, 鏡面拋光
SUS 316, Bright polish finish

ITEM No.	重量(g)	L1	L2	L3	L4	L5	W1	W2	P1	P2	P3	P4	H1	H2	H3	H4	M
AS-2114-1 ^{L左} ^{R右}	450	170	127	45	40	28	90	52	34	70	40	43	49	17	5	19	M4
AS-2114-2 ^{L左} ^{R右}	290	140	109	40	35	24	80	50	25	52	34	34	43	14	5	18	M4
AS-2114-3 ^{L左} ^{R右}	210	125	98	32	32	23	65	50	22	43	35	30	37	14	5	17	M4
AS-2114-4 ^{L左} ^{R右}	160	111	84	30	30	20	60	45	20	40	32	28	34.5	13	5	14.5	M4
AS-2114-5 ^{L左} ^{R右}	130	90	68	30	30	20	55	45	17	37	32	28	28	12.5	5	14.5	M4

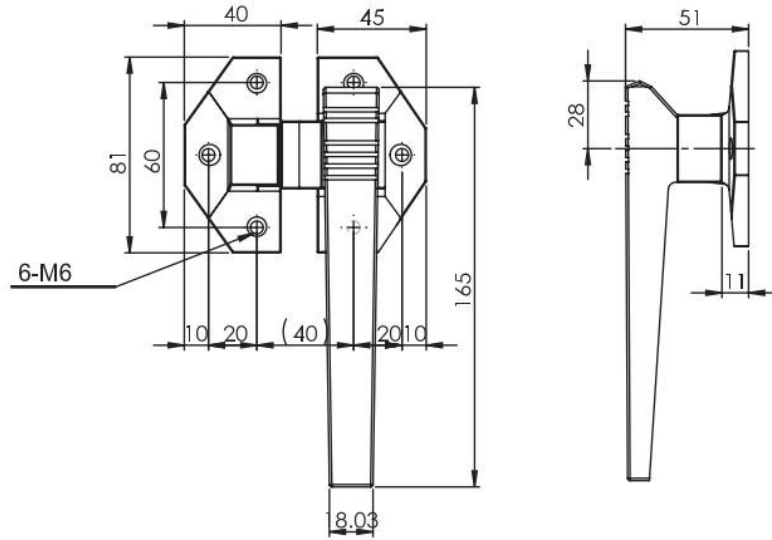
unit:m/m





AS-2118-1

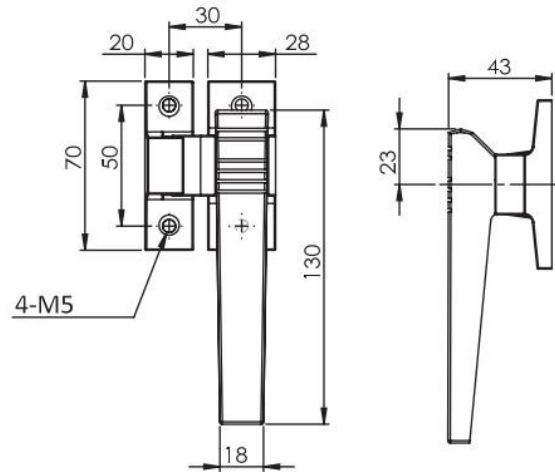
大型 Large Size



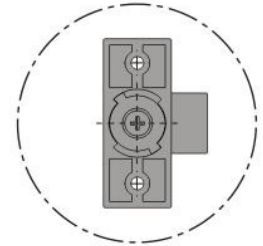
中型 Standard Size



AS-2118-2



背視照
Back View

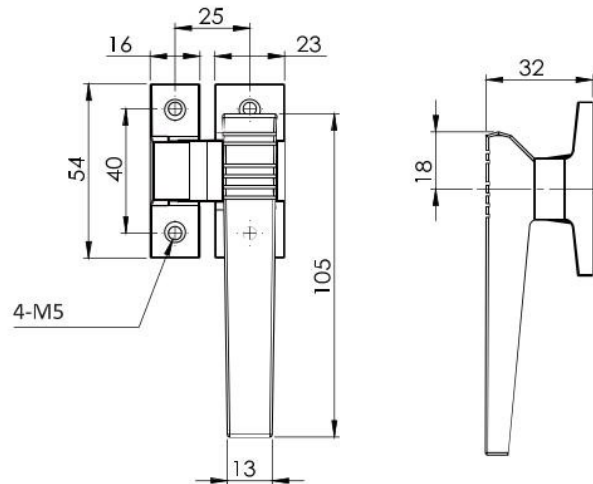


變換主體後方止動片方向,可
改變把手開啟方向,左右共用

小型 Small Size

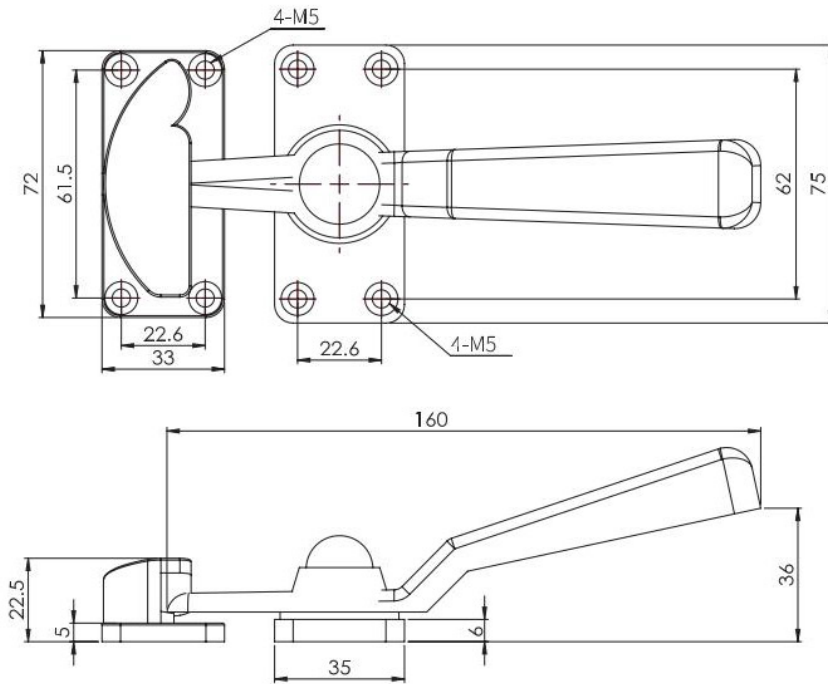


AS-2118-3



不鏽鋼 316, 鏡面拋光 Stainless steel 316, Bright polish finish

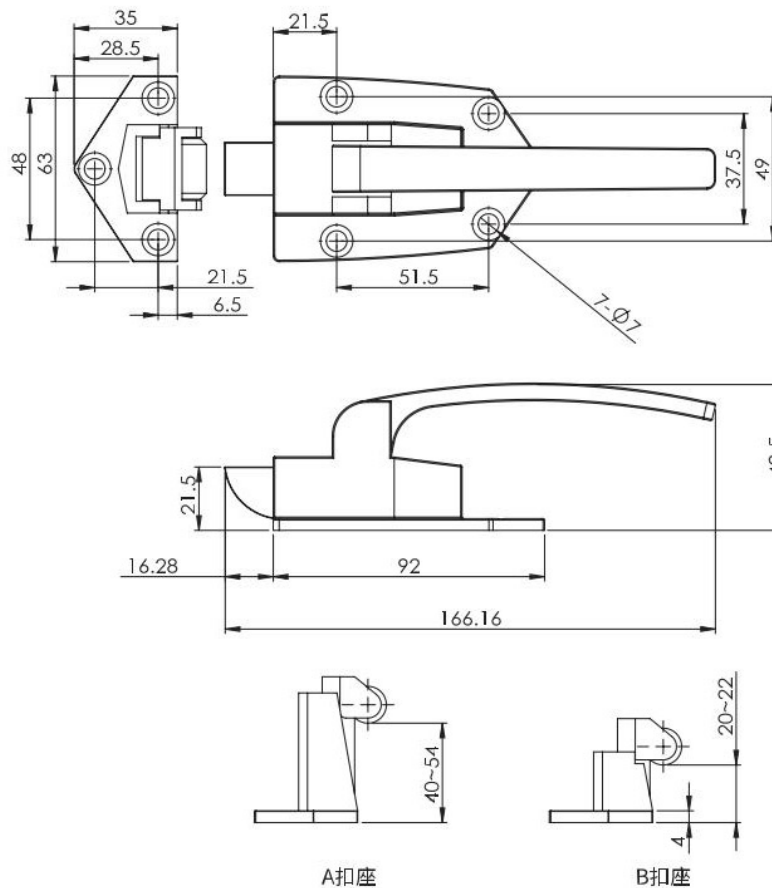
	鏡面拋光 Bright polish finish
大型 Large Size	AS-2118-1
中型 Standard Size	AS-2118-2
小型 Small Size	AS-2118-3



不鏽鋼 304, 振動研磨
Stainless steel 304, Vibration ground

振動研磨 Vibration ground

AS-160



不鏽鋼 304, 振動研磨
Stainless steel 304, Vibration ground

振動研磨 Vibration ground

AS-52



B扣座

A扣座

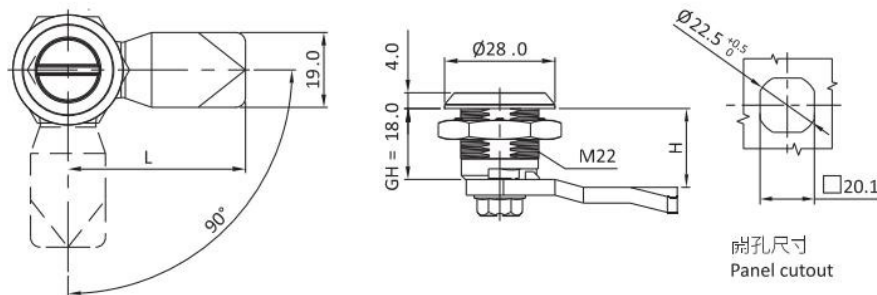


可選配件 Accessories ref. to page #

- 鎖舌 見頁碼 I-001 CAM ref. to page I-001
- 鑰匙選配9200系列

備註: Remark

- 專用鑰匙可選 Key different on request.



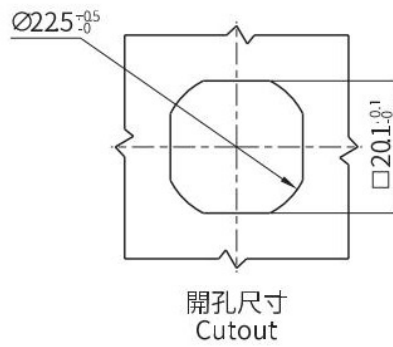
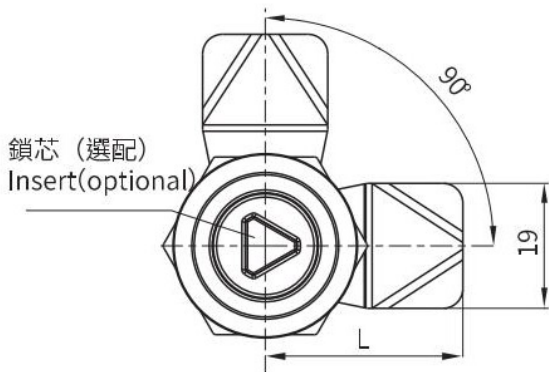
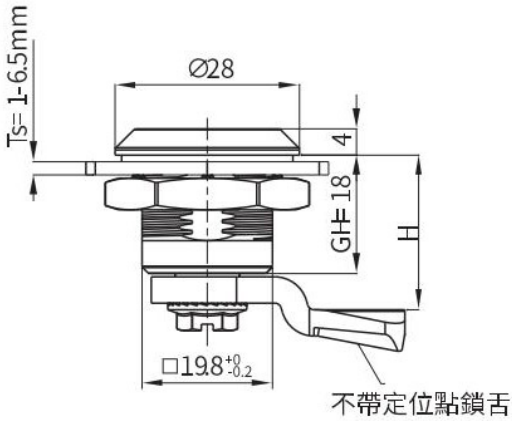
開孔尺寸 Panel cutout

鎖芯類型 Insert type	鋅合金或不鏽鋼 Zinc die casting or Stainless Steel				
	亮鍍 Bright Chrome	麻面黑 Black Textured Powder Coated	全塑料 PA	塑料殼+鋅合金鎖芯 PA Housing+Zinc Die Insert	全不鏽鋼 SUS304
雙翅4mm Double Bit 4mm	A-705-1A	A-705-1B		A-705-1-014-10P	AS-705-1
三角8mm Triangular 8mm	A-705-3A	A-705-3B		A-705-3-038-10P	AS-705-3
四方8mm Square 8mm	A-705-4A	A-705-4B		A-705-4-048-10P	AS-705-4
內六角10mm Hexagon female 10mm	A-705-5A	A-705-5B		A-705-5-10P	
2 4直槽型 2 4 Slot	A-705-8A	A-705-8B		A-705-8-024-10P	
以下規格可訂製 Below Insert On Request					
雙翅3mm Double Bit 3mm	A-705-1A-013	A-705-1B-013		A-705-1-013-10P	AS-705-1-013
雙翅5mm Double Bit 5mm	A-705-1A-015	A-705-1B-015	A-705-015P-10	A-705-1-015-10P	AS-705-1-015
2 4直槽防硬幣型 2 4 Slot coin proof	A-705-8A-124	A-705-8B-124		A-705-8-124-10P	
三角7mm Triangular 7mm	A-705-3A-037	A-705-3B-037		A-705-3-037-10P	AS-705-3-037
四方7mm Square 7mm	A-705-4A-047	A-705-4B-047		A-705-4-047-10P	AS-705-4-047
四方7mm 帶槽 Square 7mm with slot	A-705-4A-147	A-705-4B-147		A-705-4-147-10P	
四方8mm 帶槽 Square 8mm with slot	A-705-4A-148	A-705-4B-148		A-705-4-148-10P	
外六角9型 Hexagon male 9mm	A-705-5A-160	A-705-5B-160		A-705-5-160-10P	
外六角11型 Hexagon male 11mm	A-705-5A-360	A-705-5B-360		A-705-5-360-10P	
四方6mm Square 6mm	A-705-4A-046	A-705-4B-046		A-705-4-046-10P	
半圓型鎖芯	A-705-6A	A-705-6B		A-705-6-135-10P	
三角帶螺絲孔型 Triangular 10mm with M5 screw hole	A-705-7A	A-705-7B		A-705-7-105-10P	



NEW

RL IP65



鎖芯 (選配)
Insert(optional)



鋅合金基座、手柄;噴塑黑或電鍍亮鉻。鍍鋅鋼栓。
Zinc die handle and housing black powder coated or bright chrome ; zinc plated cam.

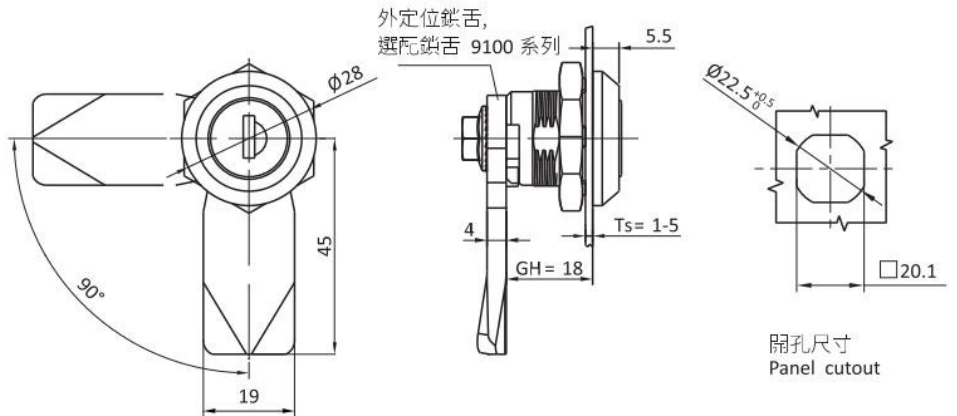
鎖芯類型 Insert type	亮鉻 Bright Chrome	麻面黑 Black Textured Powder Coated
雙翅4mm Double Bit 4mm	A-1465-014-30	A-1465-014-20
2 4直槽型 2 4 Slot	A-1465-024-30	A-1465-024-20
三角7mm Triangular 7mm	A-1465-037-30	A-1465-037-20
三角8mm Triangular 8mm	A-1465-038-30	A-1465-038-20
四方7mm Square 7mm	A-1465-047-30	A-1465-047-20
四方8mm Square 8mm	A-1465-048-30	A-1465-048-20



可選配件 Accessories ref. to page #

1. 鎖舌 見頁面 I-001
CAM ref. to page I-001

RL IP65 S STAINLESS SERIES



可選配件 Accessories ref. to page #

1. 鎖舌見頁碼 I-001 CAM ref. to page I-001

備註: Remark

- 1. 專用鑰匙可選 Key different on request.
- 2. CH751 鑰匙可選, CH751 key code on request

鋅合金基座、手柄; 黑色塗裝或電鍍亮鉻, 鍍鋅鋼栓

Zinc die handle and housing black powder coated or bright chrome; M.S. zinc plated cam

鎖芯類型 INSERT Type	鋅合金或不鏽鋼 Zinc die casting or Stainless Steel		
	亮鉻 Bright Chrome	麻面黑 Black Textured Powder coated	全塑料 PA
圓柱YK333相同鑰匙 Alike YK333	A-1401-18-30	A-1401-18-20	A-1401-18-PA

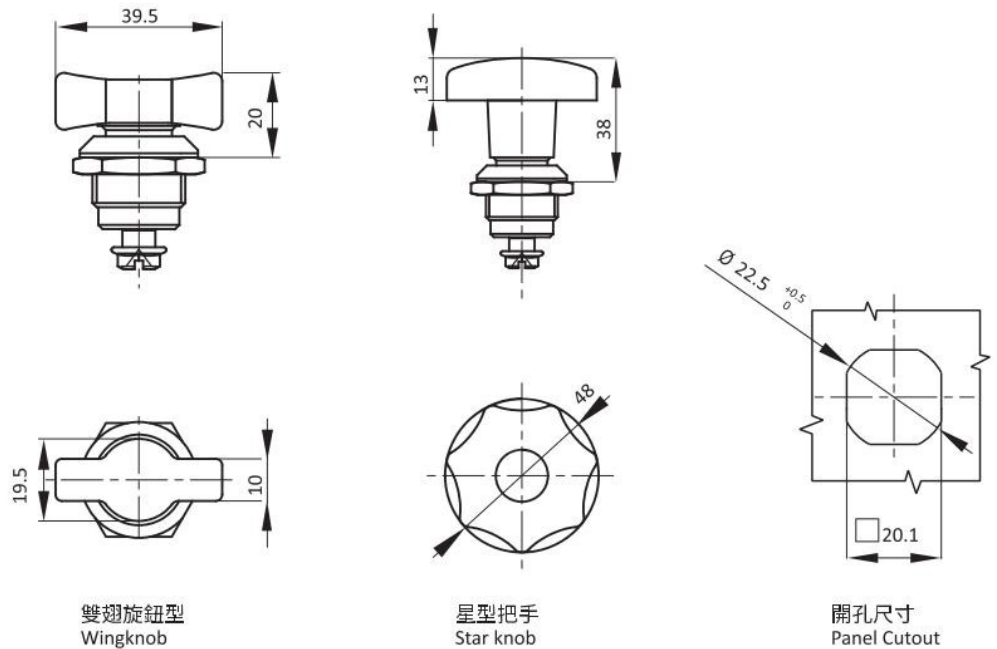
RL IP65



A-714-2



A-714



可選配件 Accessories ref. to page #

1. 鎖舌見頁碼 I-001 CAM ref. to page I-001

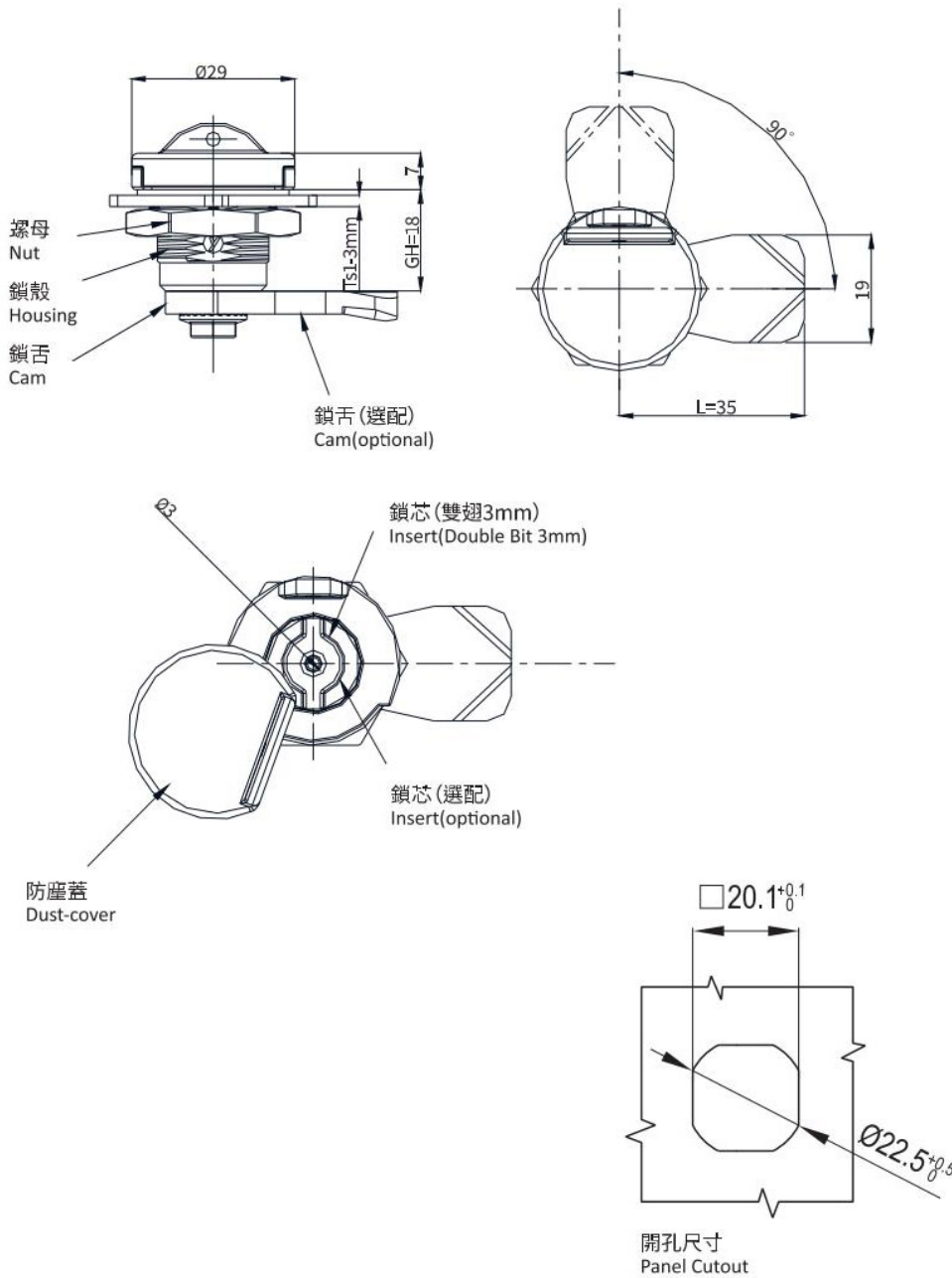
備註: Remark

- 1. 專用鑰匙可選 Key different on request.
- 2. CH751 鑰匙可選, CH751 key code on request

鋅合金鎖殼, 黑色塗裝或電鍍亮鉻, 塑料手柄+鋅合金鎖芯, 鍍鋅鋼鎖舌

Zinc die handle and housing black powder coated or bright chrome; M.S. zinc plated cam and shaft

鎖芯類型 INSERT Type	鋅合金或不鏽鋼 Zinc die casting or Stainless Steel	
	亮鉻 Bright Chrome	麻面黑 Black Textured Powder coated
雙翅旋鈕型 Wingknob	A-714-2-30	A-714-2
星型把手 Star knob	A-714-30	A-714



NEW



鋅合金鎖殼、鎖芯;麻面黑或噴砂鍍鉻。鍍鋅鎖舌。
Zinc die housing and cylinder;black textured powder coated or Textured chrome plated m.s.zinc plated cam

鎖芯類型 Insert type	麻面黑 Black Textured Powder Coated	噴砂鍍鉻 Textured chrome plated
雙翅3mm Double Bit 3mm	A-1434-013-20	A-1434-013-79
雙翅4mm Double Bit 4mm	A-1434-014-20	A-1434-014-79
雙翅5mm Double Bit 5mm	A-1434-015-20	A-1434-015-79
2x4直槽型 2x4 Slot	A-1434-024-20	A-1434-024-79
三角7mm Triangular 7mm	A-1434-037-20	A-1434-037-79
三角8mm Triangular 8mm	A-1434-038-20	A-1434-038-79
四方7mm Square 7mm	A-1434-047-20	A-1434-047-79
四方8mm Square 8mm	A-1434-048-20	A-1434-048-79

可選配件 Accessories ref. to page #

- 鎖舌 見頁面 I-001 CAM ref. to page I-001
- 鑰匙選配9200系列

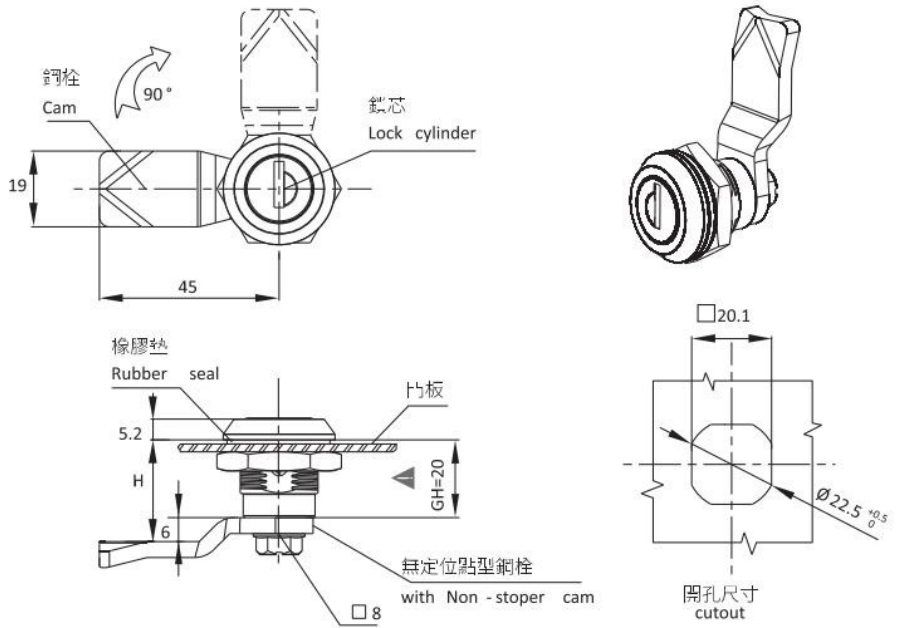
備註: Remark
1. 專用鑰匙可選 Key different on request.

RL IP65 S TAINLESS SERIES



可選配件 Accessories ref. to page #

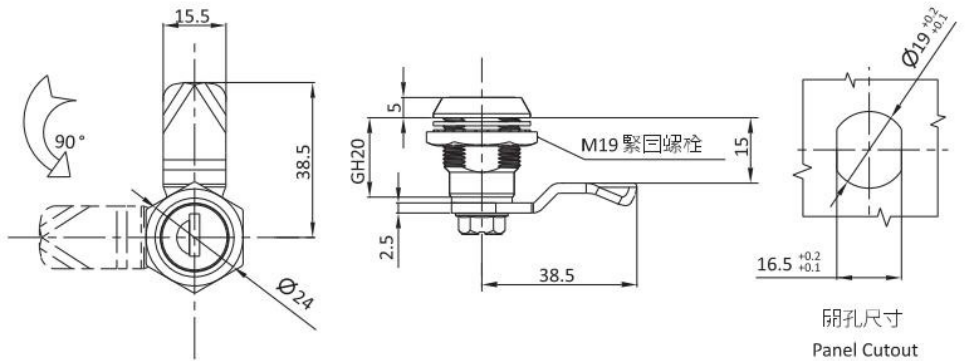
- 鎖舌 見頁面 I-001
CAM ref. to page I-001
- 備註: Remark
1. 專用鑰匙可選 Key different on request.
2. CH751 鑰匙可選, CH751 key code on request



鋅合金基座、手柄; 黑色塗裝或電鍍亮鉻, 鍍鋅鋼栓
Zinc die handle and housing Black powder coated or bright chrome; M.S. zinc plated cam

	鑰匙雙點插拔
麻面黑 Black Textured Powder coated	A-1401-20-20
亮鉻 Bright Chrome	A-1401-20-30

RL



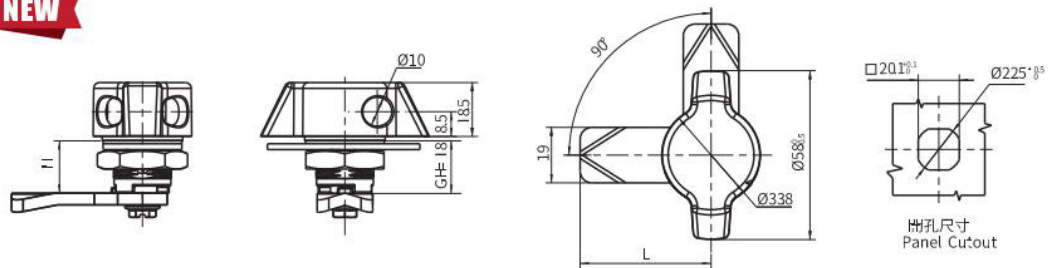
鋅合金, 黑色塗裝或電鍍亮鉻, 鍍鋅鋼栓
Zinc die, Black powder coated or bright chrome; M.S. zinc plated cam

麻面黑 Black Textured Powder coated	A-1403-20-20
亮鉻 Bright Chrome	A-1403-20-30

RL IP65



NEW



鋅合金基座、手柄; 黑色塗裝或電鍍亮鉻。鍍鋅鋼栓
Zinc die handle and housing black powder coated or bright chrome; zinc plated cam

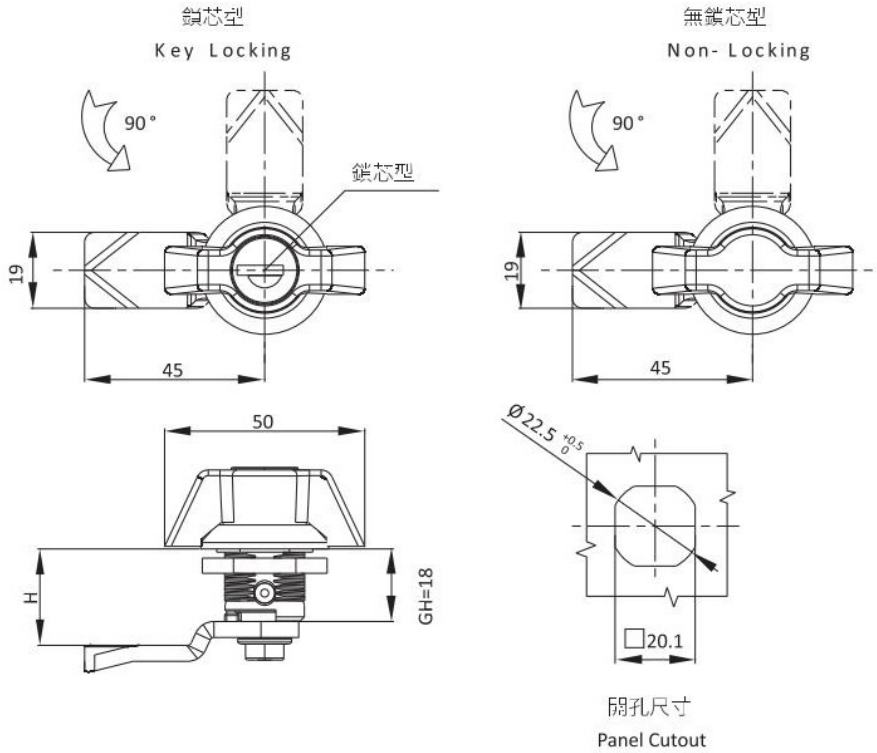
麻面黑 Black Textured Powder coated	亮鉻 Bright Chrome
A-1435-110-20	A-1435-110-30

可選配件 Accessories ref. to page #

- 鎖舌 見頁面 I-001
CAM ref. to page I-001



RL IP65



鋅合金基座、手柄；黑色塗裝或電鍍亮鉻，鍍鋅鋼栓
Zinc die handle and housing Black powder coated or bright chrome; M.S. zinc plated cam

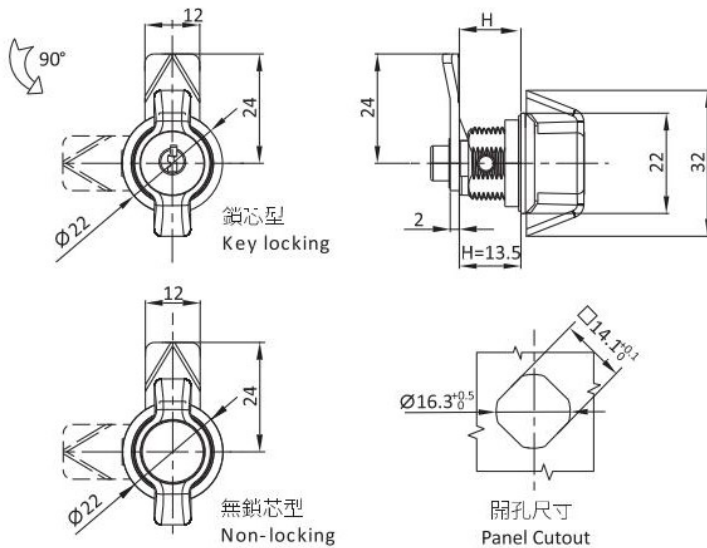
	亮鉻 Bright Chrome	麻面黑 Black Textured Powder coated	全不鏽鋼 SUS316
帶鎖芯 Key locking	A-1402-110-30	A-1402-110-20	AS-1402-110-316
不帶鎖芯 Non-locking	A-1402-100-30	A-1402-100-20	AS-1402-100-316



可選配件 Accessories ref. to page #

- 鎖舌 見頁面 I-001
CAM ref. to page I-001

備註: Remark
1. 專用鑰匙可選 Key different on request.
2. CH751 鑰匙可選, CH751 key code on request



鋅合金基座、手柄；鍍鋅鋼栓
Zinc die handle and housing Black powder coated or bright chrome; M.S. zinc plated cam

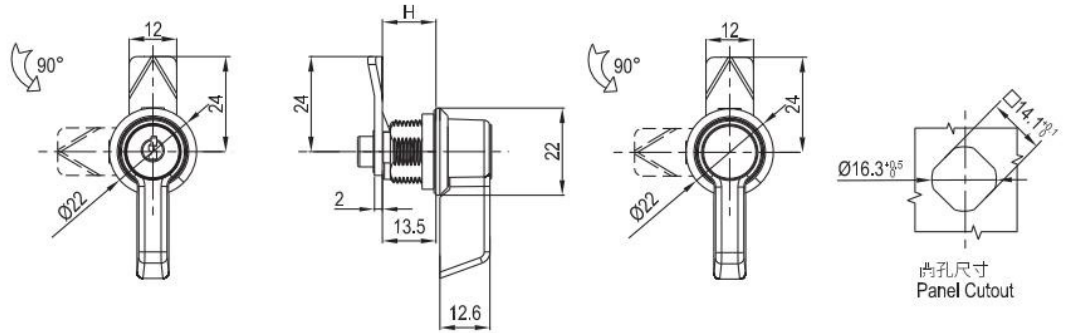
	鎖舌H	麻面黑 Black Textured Powder coated	亮鉻 Bright Chrome
不帶鎖芯 Non-locking	H=7.5	A-1402-300-20.107.5	A-1402-300-30.107.5
	H=13.5	A-1402-300-20.1013.5	A-1402-300-30.1013.5
	H=19.5	A-1402-300-20.1019.5	A-1402-300-30.1019.5
帶鎖芯 Key locking	H=7.5	A-1402-310-20.107.5	A-1402-310-30.107.5
	H=13.5	A-1402-310-20.1013.5	A-1402-310-30.1013.5
	H=19.5	A-1402-310-20.1019.5	A-1402-310-30.1019.5



可選配件 Accessories ref. to page #

備註: Remark
鑰匙編號: 2233
Key code: 223

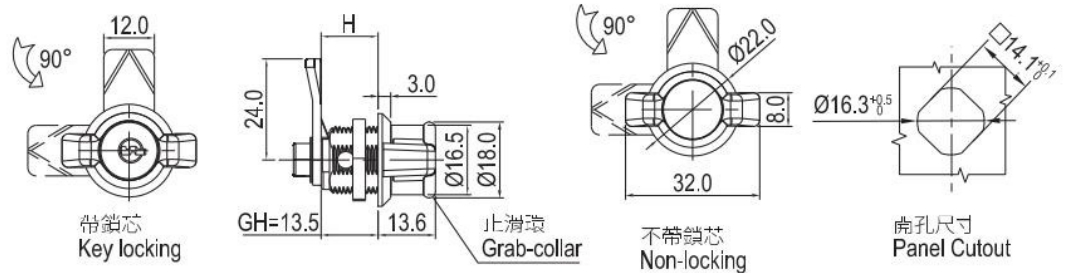
RL IP65



鋅合金基座、手柄；鍍鋅鋼栓

Zinc die handle and housing Black powder coated or bright chrome ; M.S. zinc plated cam

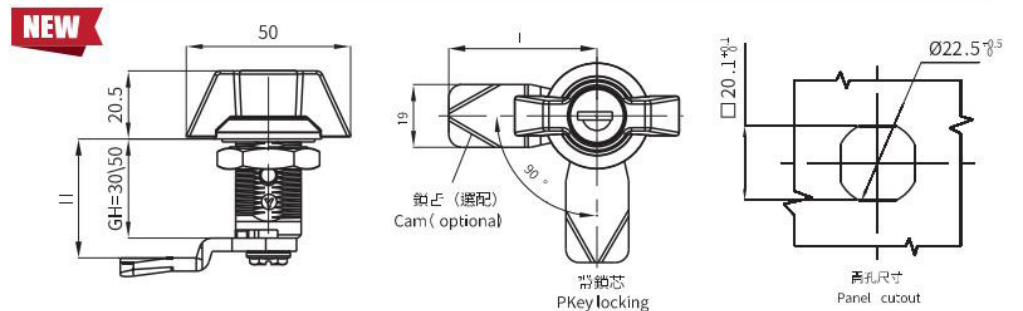
	鎖舌H	麻面黑 Black Textured Powder coated	亮鍍 Bright Chrome
不帶鎖芯 Non-locking	H=7.5	A-1402-400-20.107.5	A-1402-400-30.107.5
	H=13.5	A-1402-400-20.1013.5	A-1402-400-30.1013.5
	H=19.5	A-1402-400-20.1019.5	A-1402-400-30.1019.5
帶鎖芯 Key locking	H=7.5	A-1402-410-20.107.5	A-1402-410-30.107.5
	H=13.5	A-1402-410-20.1013.5	A-1402-410-30.1013.5
	H=19.5	A-1402-410-20.1019.5	A-1402-410-30.1019.5



鋅合金基座、手柄；鍍鋅鋼栓

Zinc die handle and housing Black powder coated or bright chrome ; M.S. zinc plated cam

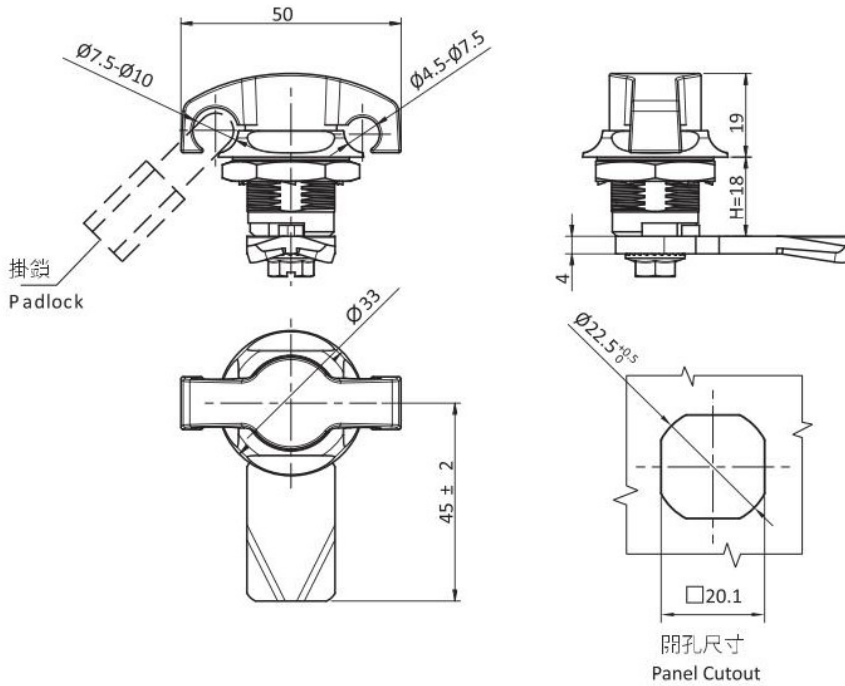
	鎖舌H	麻面黑 Black Textured Powder coated	亮鍍 Bright Chrome
不帶鎖芯 Non-locking	H=7.5	A-1402-500-20.107.5	A-1402-500-30.107.5
	H=13.5	A-1402-500-20.1013.5	A-1402-500-30.1013.5
	H=19.5	A-1402-500-20.1019.5	A-1402-500-30.1019.5
帶鎖芯 Key locking	H=7.5	A-1402-510-20.107.5	A-1402-510-30.107.5
	H=13.5	A-1402-510-20.1013.5	A-1402-510-30.1013.5
	H=19.5	A-1402-510-20.1019.5	A-1402-510-30.1019.5



鋅合金基座、手柄；噴塑黑或電鍍亮鍍，鍍鋅鋼栓。

Nylon glass fiber, black

	GH=30		GH=50	
鎖芯類型 Insert type	亮鍍 Bright Chrome	麻面黑 Black Textured Powder Coated	亮鍍 Bright Chrome	麻面黑 Black Textured Powder Coated
帶鎖芯 Key Locking	A-1402-30110-30	A-1402-30110-20	A-1402-50110-30	A-1402-50110-20
不帶鎖芯 Non-Locking	A-1402-30100-30	A-1402-30100-20	A-1402-50100-30	A-1402-50100-20



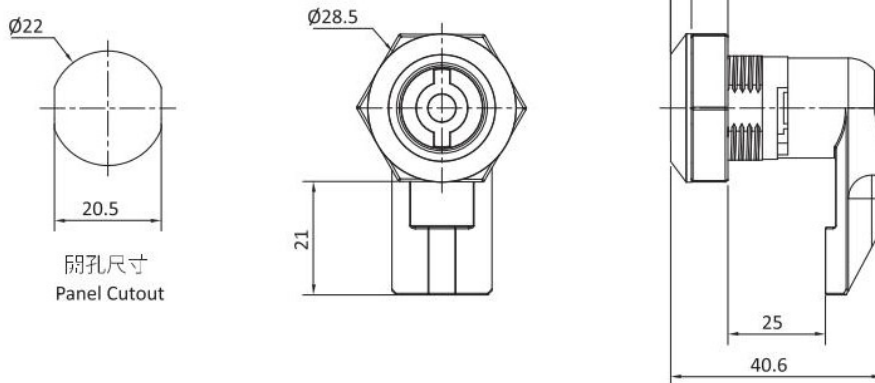
鋅合金基座、手柄；黑色塗裝或電鍍亮鉻，鍍鋅鋼栓或全不銹鋼
 Zinc die handle and housing Black powder coated or bright chrome ;
 M.S. zinc plated cam or full stainless steel

麻面黑 Black Textured Powder coated	A-714-3
亮鉻 Bright Chrome	A-714-3-30
全不銹鋼 SUS316	AS-714-3-316



可選配件 Accessories ref. to page #

- 鎖舌見頁面 I-001
CAM ref. to page I-001



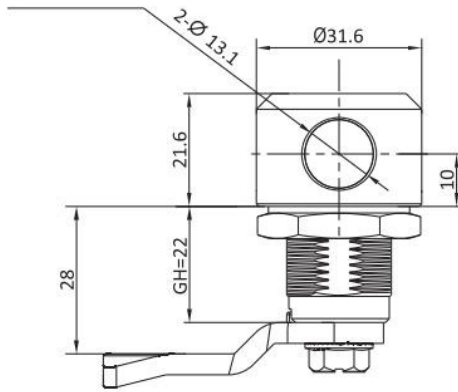
尼龍玻纖黑色
 Nylon glass fiber, black

黑色 Black	A-817-2
----------	---------

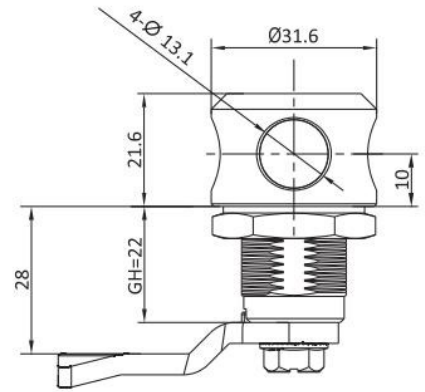




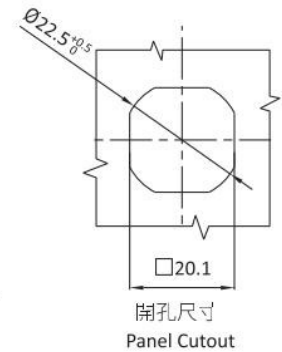
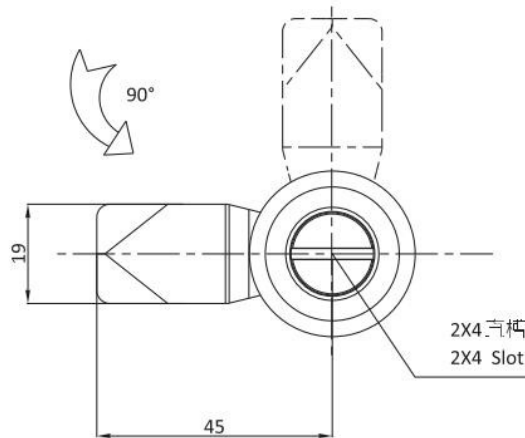
掛鎖孔
Padlock hole



鎖殼帶 2 位掛鎖孔
Housing with 2 padlock holes



鎖殼帶 4 位掛鎖孔
Housing with 4 padlock holes



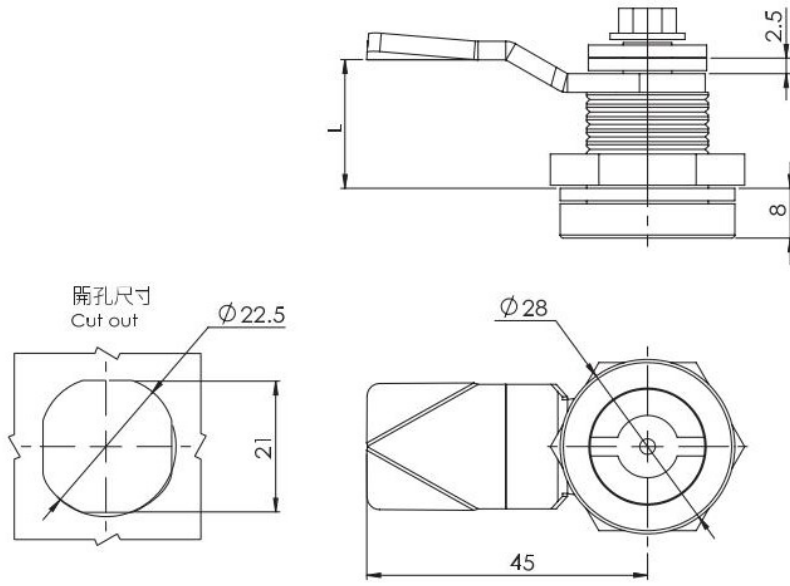
鋅合金基座、鎖芯；黑色塗裝或電鍍亮鉻，鍍鋅銅柱

Zinc die housing and cylinder : Black textured powder coated or bright chrome, M.S. zinc plated cam

鎖芯類型 Insert type	鎖殼2H 2 padlock holes		鎖殼4H 4 padlock holes	
	GH=22 鋅合金, 麻面黑 GH=22 Zinc die, black textured powder coated	GH=22 全不銹鋼 GH=22 Full stainless steel	GH=22 鋅合金, 麻面黑 GH=22 Zinc die, black textured powder coated	GH=22 全不銹鋼 GH=22 Full stainless steel
雙翅3mm Double Bit 3mm	A-1407-220132H-20	A-1407-220132H-304	A-1407-220134H-20	A-1407-220134H-304
雙翅4mm Double Bit 4mm	A-1407-220142H-20	A-1407-220142H-304	A-1407-220144H-20	A-1407-220144H-304
雙翅5mm Double Bit 5mm	A-1407-220152H-20	A-1407-220152H-304	A-1407-220154H-20	A-1407-220154H-304
2.4 直槽型 2.4 Slot	A-1407-220242H-20	A-1407-220242H-304	A-1407-220244H-20	A-1407-220244H-304
三角7mm Triangular 7mm	A-1407-220372H-20	A-1407-220372H-304	A-1407-220374H-20	A-1407-220374H-304
三角8mm Triangular 8mm	A-1407-220382H-20	A-1407-220382H-304	A-1407-220384H-20	A-1407-220384H-304
四方7mm Square 7mm	A-1407-220472H-20	A-1407-220472H-304	A-1407-220474H-20	A-1407-220474H-304
四方8mm Square 8mm	A-1407-220482H-20	A-1407-220482H-304	A-1407-220484H-20	A-1407-220484H-304

可選配件 Accessories ref. to page #

- 1. 鎖舌 見頁面 I-001
CAM ref. to page I-001

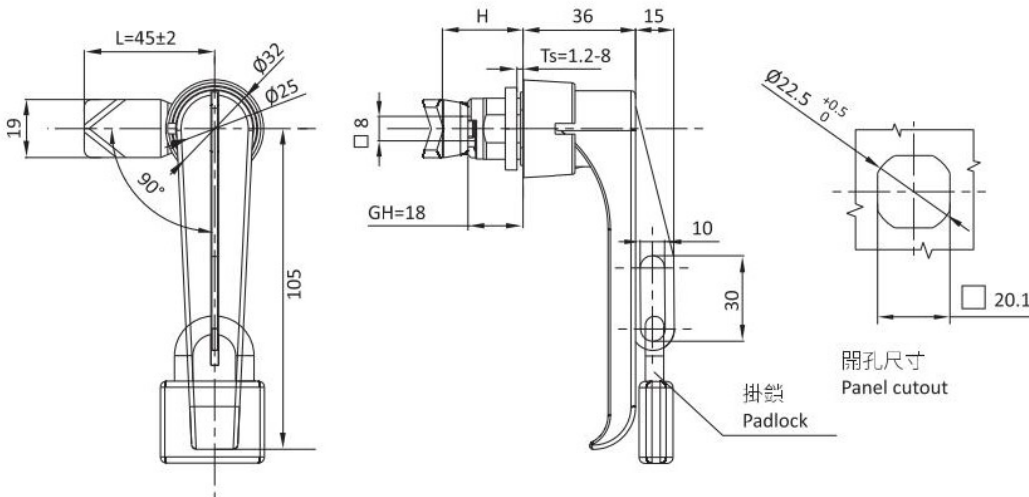


鋅合金基座、手柄；鍍鋅鋼栓
Zinc die handle and housing Black powder coated : M.S. zinc plated cam.

MODEL NO.	可調節深度(Adjust "L" length)		
A-705-3D-21	16	18.5	21
A-705-3D-28	23	25.5	28
A-705-3D-37	32	34.5	37

unit:m/m

RL



鋅合金基座、手柄；鍍鋅鋼栓；不銹鋼掛鎖扣。
Zinc die cast handle and housing : M.S. zinc plated cam; stainless steel padlock device.

麻面黑 Black textured powder coated	亮鉻 Bright Chrome
A-1312-10-20	A-1312-10-30

RL



可選配件 Accessories ref. to page #

- 鎖舌 見頁面 I-001
CAM ref. to page I-001

RL IP65



A-845-024



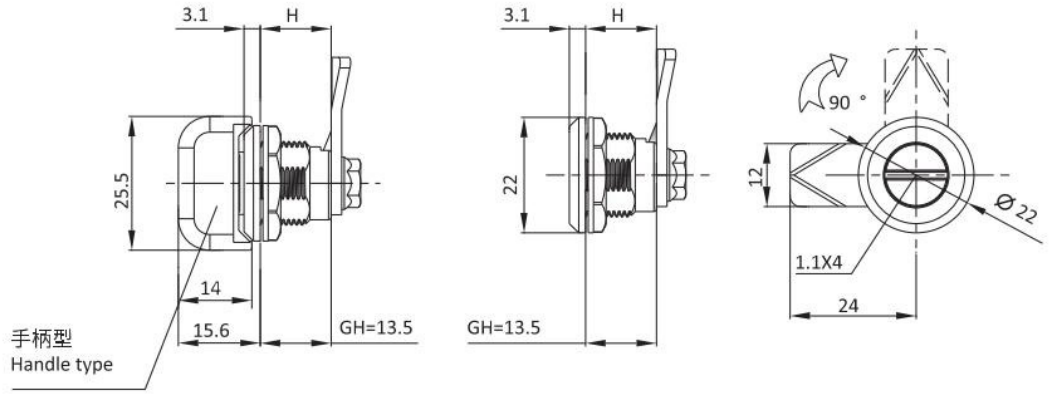
A-845-036



A-845-110



A-845-046



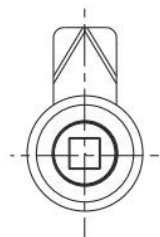
手柄型
Handle type



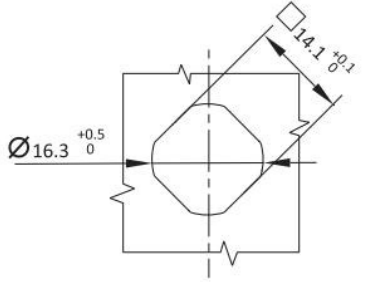
手柄型
Handle type



三角鎖芯 6.5mm
Triangular 6.5mm



四方鎖芯 6mm
Square 6mm

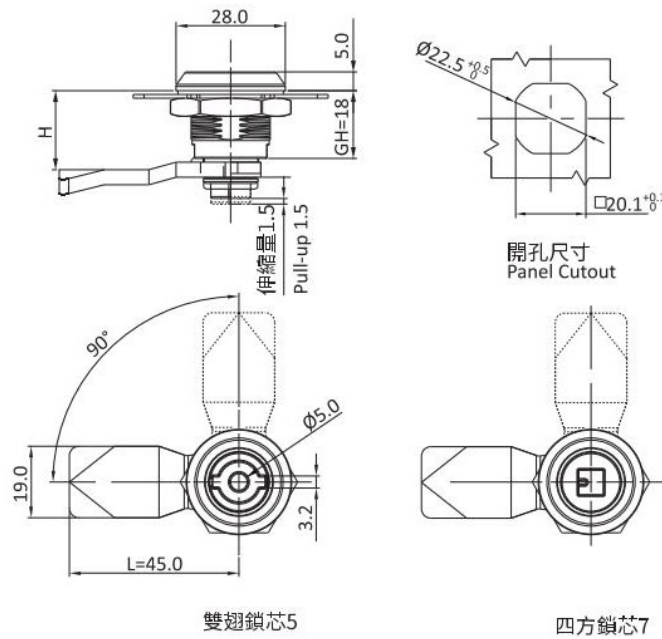


開孔尺寸
Panel Cutout

鋅合金, 鍍鋅鋼栓

Zinc die body, black textured powder coated or bright chrome, M.S zinc plated cam.

		螺母安裝 (開孔A型)		
鎖芯類型 Cylinder style	鎖舌款式H Cam Style H	鋅合金		全不銹鋼 316 SUS316
		表面處理 Surface		
		亮鎳 Bright Chrome	麻面黑 Black Textured Powder Coated	
四方6 Square 6mm	H=7.5	A-845-046-130.107.5	A-845-046-120.107.5	AS-845-046-1316.107.5
	H=13.5	A-845-046-130.1013.5	A-845-046-120.1013.5	AS-845-046-1316.1013.5
	H=19.5	A-845-046-130.1019.5	A-845-046-120.1019.5	AS-845-046-1316.1019.5
三角6.5 Triangular 6.5mm	H=7.5	A-845-036-130.107.5	A-845-036-120.107.5	AS-845-036-1316.107.5
	H=13.5	A-845-036-130.1013.5	A-845-036-120.1013.5	AS-845-036-1316.1013.5
	H=19.5	A-845-036-130.1019.5	A-845-036-120.1019.5	AS-845-036-1316.1019.5
直柄1.5 Slot 1.5	H=7.5	A-845-024-130.107.5	A-845-024-120.107.5	AS-845-024-1316.107.5
	H=13.5	A-845-024-130.1013.5	A-845-024-120.1013.5	AS-845-024-1316.1013.5
	H=19.5	A-845-024-130.1019.5	A-845-024-120.1019.5	AS-845-024-1316.1019.5
手柄型 Handle type	H=7.5	A-845-110-130.107.5	A-845-110-120.107.5	AS-845-110-1316.107.5
	H=13.5	A-845-110-130.1013.5	A-845-110-120.1013.5	AS-845-110-1316.1013.5
	H=19.5	A-845-110-130.1019.5	A-845-110-120.1019.5	AS-845-110-1316.1019.5



雙翅鎖芯5

四方鎖芯7

鋅合金, 鍍鋅鋼柱

Zinc die body, black textured powder coated or bright chrome, M.S zinc plated cam.

	鋅合金 Zinc die		全不鏽鋼 316 SUS316
鎖芯類型 Cylinder Style	黑色塗裝 Black Powder Coated	亮鉻 Bright Chrome	
雙翅鎖芯5 Double Bit 5mm	A-1413-015-20	A-1413-015-30	
四方鎖芯7 Square 7mm	A-1413-047-20	A-1413-047-30	
2X4 直槽型 2X4 Slot			AS-1413-024-316

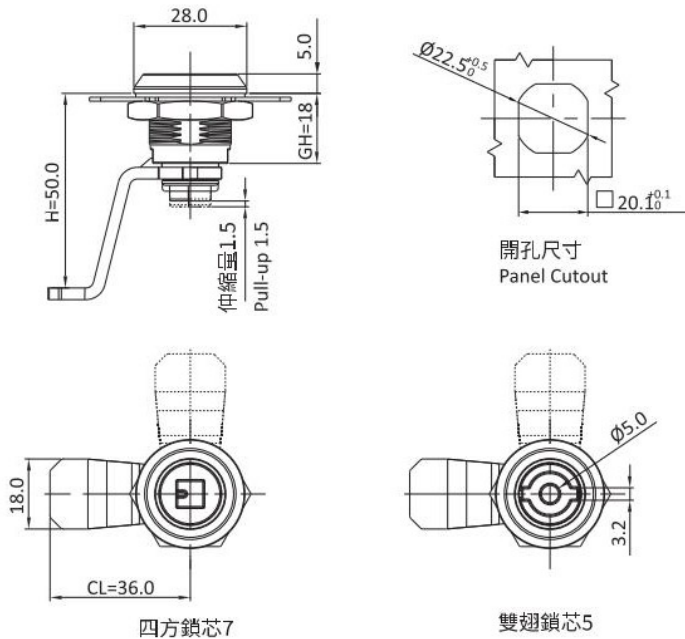
RL IP65



可選配件 Accessories ref. to page #

- 鎖舌見頁面 I-001
Cam ref. to page I-001

備註: 內置彈簧, O型圈, 按壓時鎖芯
伸縮1.5mm
Innerspring, O-ring, Pull-up 1.5mm



四方鎖芯7

雙翅鎖芯5

鋅合金, 鍍鋅鋼柱

Zinc die body, black textured powder coated or bright chrome, M.S zinc plated cam.

	鋅合金 Zinc die	
鎖芯類型 Cylinder Style	S01: CL=30, H=16	S02: CL=36, H=50
雙翅鎖芯5 Double Bit 5mm	A-1413-015-21.S01	A-1413-015-21.S02
四方鎖芯7 Square 7mm	A-1413-047-21.S01	A-1413-047-21.S02



可選配件 Accessories ref. to page #

備註: 內置彈簧, O型圈, 按壓時鎖芯
伸縮1.5mm
Innerspring, O-ring, Pull-up 1.5mm

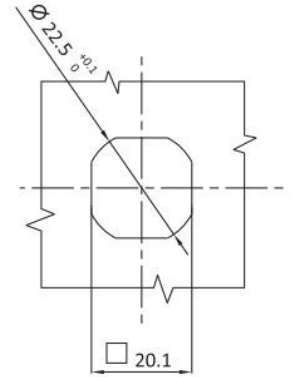
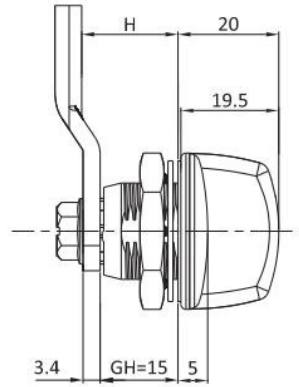
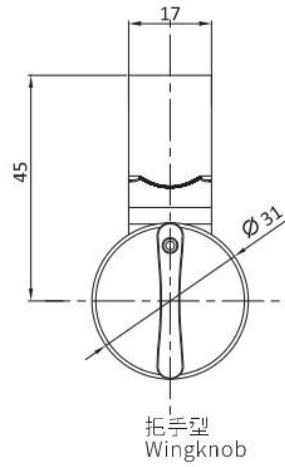
RL



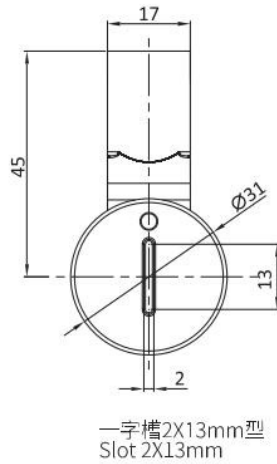
A-1415-024



A-1415-110



開孔尺寸
Panel cutout

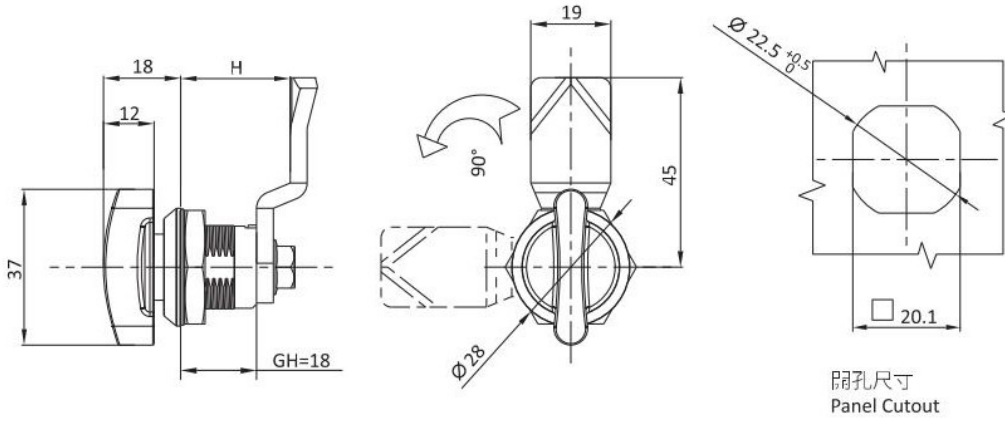


可選配件 Accessories ref. to page #

- 鎖舌 見頁面 I-002, 9100-07XX系列
CAM ref. to page I-002

鋅合金鎖體, 鍍鋅鋼鋼柱
Zinc die black textured powder coated or bright chrome, M.S. zinc plated cam.

鎖芯款式 Insert Type	麻面黑 Black Textured Powder coated	電鍍 Textured chrome
高把手 Tall wingknob	A-1415-110-20	A-1415-110-30
一字槽 2X13 slot	A-1415-024-20	A-1415-024-30



鋅合金鎖體，黑色塗裝或鍍鉻，鍍鋅鋼鋼栓
Zinc die, Black powder coated or bright chrome, M.S. zinc plated cam.

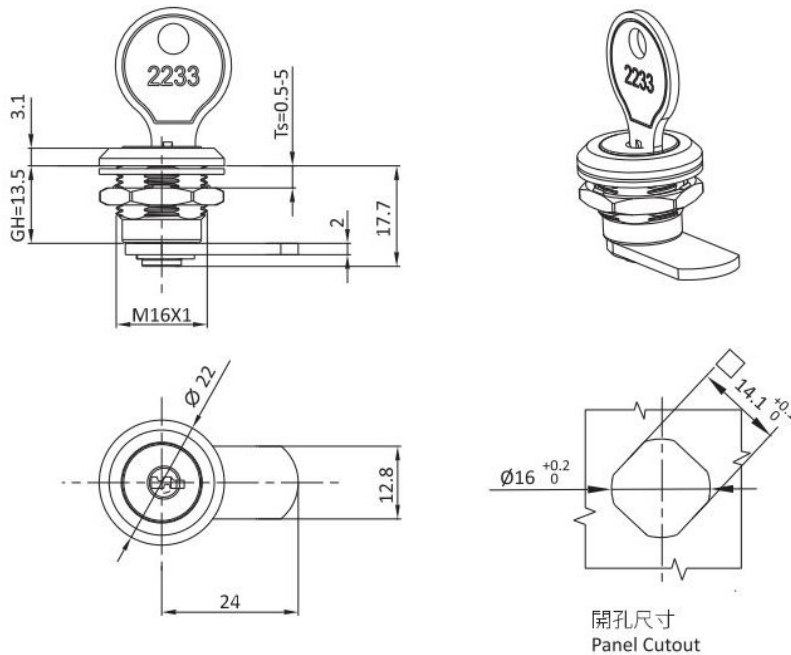
	黑色塗裝 Black Powder Coated	亮鉻 Bright Chrome
	A-1417-110-10	A-1417-110-30

RL



可選配件 Accessories ref. to page #

- 鎖舌 見頁面 I-001
CAM ref. to page I-001



鋅合金鎖體，帶螺母
Zinc die, with nut

鎖舌款式 H Cam Style H	螺母安裝 With nut mounting	
	麻面黑 Black Textured Powder Coated	亮鉻 Bright Chrome
H=7.5	A-1418-1-20.117.5	A-1418-1-30.117.5
H=13.5	A-1418-1-20.113.5	A-1418-1-30.113.5
H=19.5	A-1418-1-20.119.5	A-1418-1-30.119.5

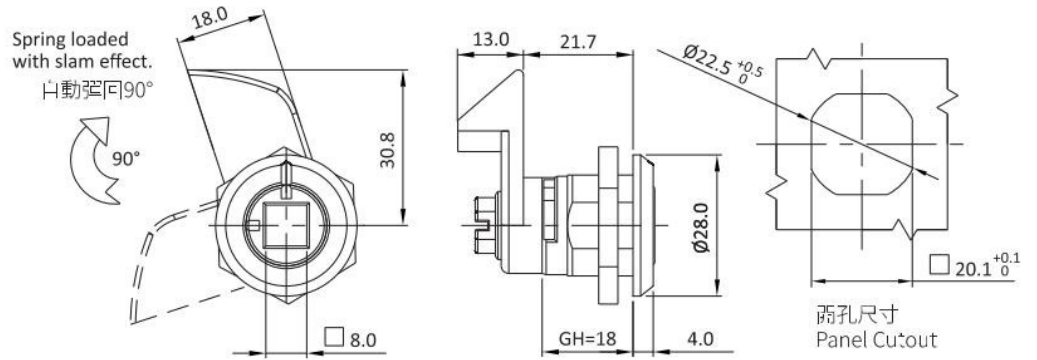
RL IP40



可選配件 Accessories ref. to page #

備註: Remark
鑰匙編號: 2233
Key code: 2233

RL

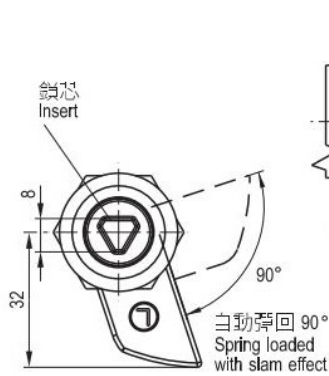
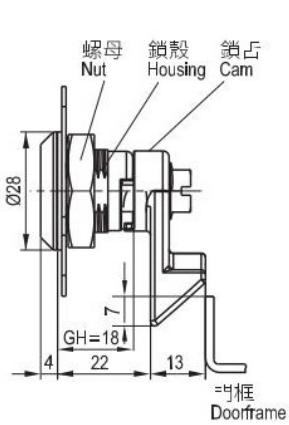


316不鏽鋼彈力鎖舌, 不鏽鋼定位環和螺絲
Slam Cam SUS316 spacer screw stainless steel 316

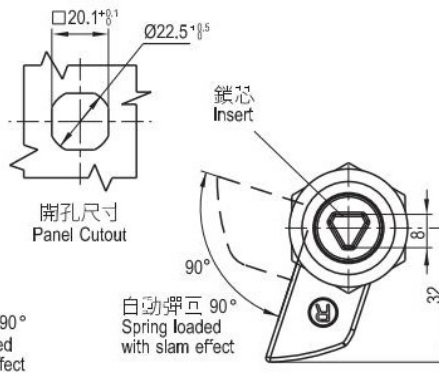
全不鏽鋼 316 SUS316		
鎖芯類型 cylinder Style	左開 Left	右開 Right
內四方鎖芯 8 Square Female 8mm	AS-1419-248-304L	AS-1419-248-304R



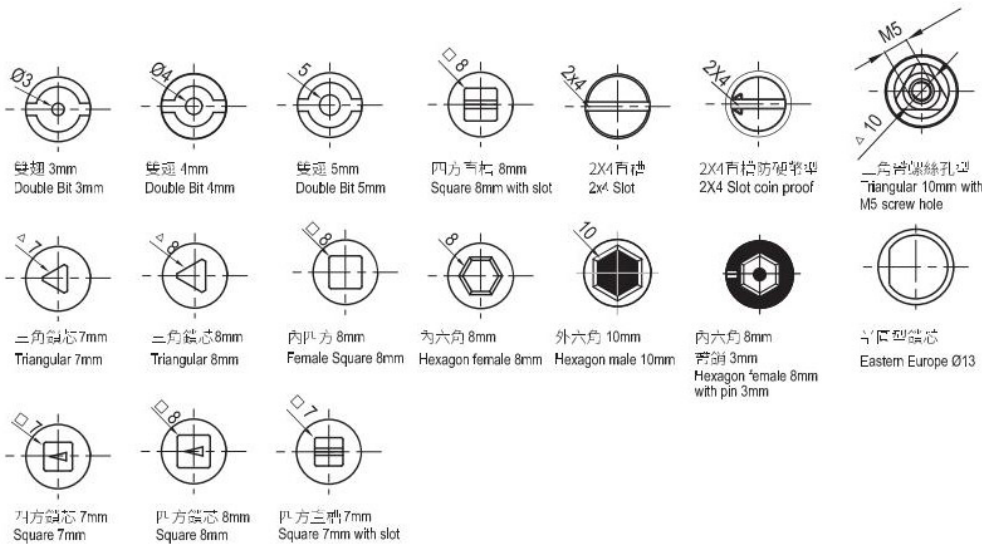
NEW



L型 (左開) Version L(Left)



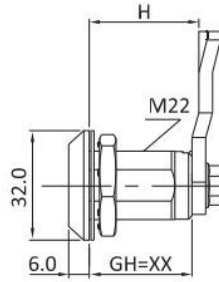
R型 (右開) Version R(Right)



鋅合金 Zinc die casting

鎖芯類型 Cylinder Style	左開 Left		右開 Right	
	亮鍍 Bright Chrome	麻面黑 Black Textured Powder Coated	亮鍍 Bright Chrome	麻面黑 Black Textured Powder Coated
雙翅 3mm Double Bit 3mm	A-1419-013-30L	A-1419-013-20L	A-1419-013-30R	A-1419-013-20R
雙翅 4mm Double Bit 4mm	A-1419-014-30L	A-1419-014-20L	A-1419-014-30R	A-1419-014-20R
雙翅 5mm Double Bit 5mm	A-1419-015-30L	A-1419-015-20L	A-1419-015-30R	A-1419-015-20R
2x4直槽型 2x4 Slot	A-1419-024-30L	A-1419-024-20L	A-1419-024-30R	A-1419-024-20R
2x4直槽防硬帶型 2x4 Slot coin proof	A-1419-124-30L	A-1419-124-20L	A-1419-124-30R	A-1419-124-20R
三角 7mm Triangular 7mm	A-1419-037-30L	A-1419-037-20L	A-1419-037-30R	A-1419-037-20R
三角 8mm Triangular 8mm	A-1419-038-30L	A-1419-038-20L	A-1419-038-30R	A-1419-038-20R
四方 6mm Square 6mm	A-1419-046-30L	A-1419-046-20L	A-1419-046-30R	A-1419-046-20R
四方 7mm Square 7mm	A-1419-047-30L	A-1419-047-20L	A-1419-047-30R	A-1419-047-20R
四方 8mm Square 8mm	A-1419-048-30L	A-1419-048-20L	A-1419-048-30R	A-1419-048-20R
四方 7mm 帶槽 Square 7mm with slot	A-1419-147-30L	A-1419-147-20L	A-1419-147-30R	A-1419-147-20R
四方 8mm 帶槽 Square 8mm with slot	A-1419-148-30L	A-1419-148-20L	A-1419-148-30R	A-1419-148-20R
內四方 8mm Female square 8mm	A-1419-248-30L	A-1419-248-20L	A-1419-248-30R	A-1419-248-20R
內六角 8mm Hexagon female 8mm	A-1419-168-30L	A-1419-168-20L	A-1419-168-30R	A-1419-168-20R
內六角 9mm Hexagon female 9mm	A-1419-169-30L	A-1419-169-20L	A-1419-169-30R	A-1419-169-20R
內六角 10mm Hexagon female 10mm	A-1419-160-30L	A-1419-160-20L	A-1419-160-30R	A-1419-160-20R
內六角 8mm 帶銷 3mm Hexagon female 8mm with 3mm pin	A-1419-268-30L	A-1419-268-20L	A-1419-268-30R	A-1419-268-20R
外六角 10mm Hexagon male 10mm	A-1419-360-30L	A-1419-360-20L	A-1419-360-30R	A-1419-360-20R
半圓型鎖芯 13 Eastern Europe Ø13	A-1419-135-30L	A-1419-135-20L	A-1419-135-30R	A-1419-135-20R
三角帶螺絲孔型 Triangular 10mm with M5 screw hole	A-1419-105-30L	A-1419-105-20L	A-1419-105-30R	A-1419-105-20R

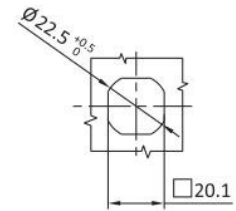
RL



GH=18



GH=30



開孔尺寸
Panel cutout

若需其他鎖芯可訂製

鎖芯類型 Cylinder Style	鎖殼GH=18 Housing GH=18				鎖殼GH=30 Housing GH=30			
	鋅合金或不鏽鋼 Zinc die casting or Stainless Steel				鋅合金或不鏽鋼 Zinc die casting or Stainless Steel			
	亮鍍 Bright Chrome	麻面黑 Black Textured Powder Coated	塑料殼+鋅合金鎖芯 PA Housing+Zinc Die Insert	全不鏽鋼 Stainless Steel	亮鍍 Bright Chrome	麻面黑 Black Textured Powder Coated	塑料殼+鋅合金鎖芯 PA Housing+Zinc Die Insert	全不鏽鋼 Stainless Steel
雙翅4 Double Bit 4mm	A-1420-18014-30	A-1420-18014-20	A-1420-18014-10P	AS-1420-18014-316	A-1420-30014-30	A-1420-30014-20	A-1420-30014-10P	AS-1420-30014-316
2X4 直槽型 2X4 Slot	A-1420-18024-30	A-1420-18024-20	A-1420-18024-10P	AS-1420-18024-316	A-1420-30024-30	A-1420-30024-20	A-1420-30024-10P	AS-1420-30024-316
三角8 Triangular 8mm	A-1420-18038-30	A-1420-18038-20	A-1420-18038-10P	AS-1420-18038-316	A-1420-30038-30	A-1420-30038-20	A-1420-30038-10P	AS-1420-30038-316
四方8 Square 8mm	A-1420-18048-30	A-1420-18048-20	A-1420-18048-10P	AS-1420-18048-316	A-1420-30048-30	A-1420-30048-20	A-1420-30048-10P	AS-1420-30048-316
內六角8 Hexagon female 8mm	A-1420-18168-30	A-1420-18168-20	A-1420-18168-10P	AS-1420-18168-316	A-1420-30168-30	A-1420-30168-20	A-1420-30168-10P	AS-1420-30168-316
內六角9 Hexagon female 9mm	A-1420-18169-30	A-1420-18169-20	A-1420-18169-10P	AS-1420-18169-316	A-1420-30169-30	A-1420-30169-20	A-1420-30169-10P	AS-1420-30169-316
外六角10型 Hexagon male 10mm	A-1420-18360-30	A-1420-18360-20	A-1420-18360-10P	AS-1420-18360-316	A-1420-30360-30	A-1420-30360-20	A-1420-30360-10P	AS-1420-30360-316

鎖芯類型 Cylinder Style	鎖殼GH=36 Housing GH=36				鎖殼GH=40 Housing GH=40			
	鋅合金或不鏽鋼 Zinc die casting or Stainless Steel				鋅合金或不鏽鋼 Zinc die casting or Stainless Steel			
	亮鍍 Bright Chrome	麻面黑 Black Textured Powder Coated	塑料殼+鋅合金鎖芯 PA Housing+Zinc Die Insert	全不鏽鋼 Stainless Steel	亮鍍 Bright Chrome	麻面黑 Black Textured Powder Coated	塑料殼+鋅合金鎖芯 PA Housing+Zinc Die Insert	全不鏽鋼 Stainless Steel
雙翅4 Double Bit 4mm	A-1420-36014-30	A-1420-36014-20	A-1420-36014-10P	AS-1420-36014-316	A-1420-40014-30	A-1420-40014-42	A-1420-40014-10P	AS-1420-40014-316
2X4 直槽型 2X4 Slot	A-1420-36024-30	A-1420-36024-20	A-1420-36024-10P	AS-1420-36024-316	A-1420-40024-30	A-1420-40024-42	A-1420-40024-10P	AS-1420-40024-316
三角8 Triangular 8mm	A-1420-36038-30	A-1420-36038-20	A-1420-36038-10P	AS-1420-36038-316	A-1420-40038-30	A-1420-40038-42	A-1420-40038-10P	AS-1420-40038-316
四方8 Square 8mm	A-1420-36048-30	A-1420-36048-20	A-1420-36048-10P	AS-1420-36048-316	A-1420-40048-30	A-1420-40048-42	A-1420-40048-10P	AS-1420-40048-316
內六角8 Hexagon female 8mm	A-1420-36168-30	A-1420-36168-20	A-1420-36168-10P	AS-1420-36168-316	A-1420-40168-30	A-1420-40168-42	A-1420-40168-10P	AS-1420-40168-316
內六角9 Hexagon female 9mm	A-1420-36169-30	A-1420-36169-20	A-1420-36169-10P	AS-1420-36169-316	A-1420-40169-30	A-1420-40169-42	A-1420-40169-10P	AS-1420-40169-316
外六角10型 Hexagon male 10mm	A-1420-36360-30	A-1420-36360-20	A-1420-36360-10P	AS-1420-36360-316	A-1420-40360-30	A-1420-40360-42	A-1420-40360-10P	AS-1420-40360-316



GH=36



GH=40



GH=50

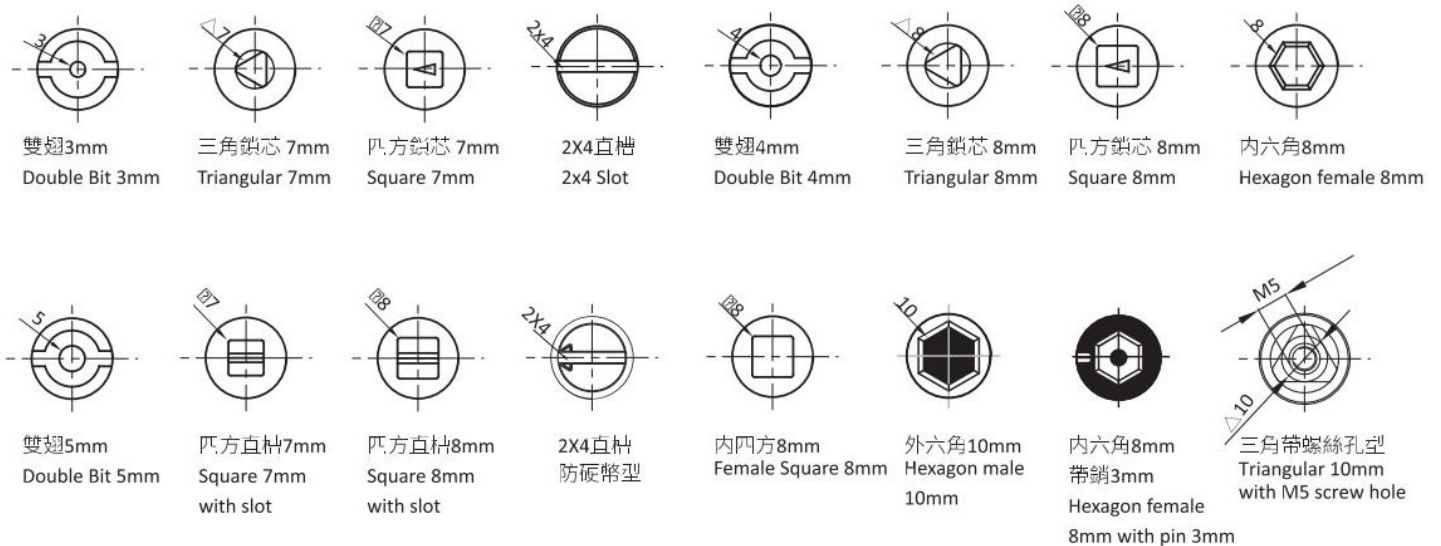


GH=60

鋅合金底座、手柄；黑色塗裝或電鍍亮鉻，鍍鋅鋼柱。 或全不銹鋼
Zinc die handle and housing, black powder coated or bright chrome, M.S.
zinc plated cam or full stainless steel.

鎖芯類型 Cylinder Style	鎖殼GH=50 Housing GH=50				鎖殼GH=60 Housing GH=60			
	鋅合金或不銹鋼 Zinc die casting or Stainless Steel				鋅合金或不銹鋼 Zinc die casting or Stainless Steel			
	亮鉻 Bright Chrome	麻面黑 Black Textured Powder Coated	塑料殼+鋅合金鎖芯 PA Housing+Zinc Die Inset	全不銹鋼 Stainless Steel	亮鉻 Bright Chrome	麻面黑 Black Textured Powder Coated	塑料殼+鋅合金鎖芯 PA Housing+Zinc Die Inset	全不銹鋼 Stainless Steel
雙翅4 Double Bit 4mm	A-1420-50014-30	A-1420-50014-20	A-1420-50014-10P	AS-1420-50014-316	A-1420-60014-30	A-1420-60014-20	A-1420-60014-10P	AS-1420-60014-316
2X4 直槽型 2X4 Slot	A-1420-50024-30	A-1420-50024-20	A-1420-50024-10P	AS-1420-50024-316	A-1420-60024-30	A-1420-60024-20	A-1420-60024-10P	AS-1420-60024-316
三角8 Triangular 8mm	A-1420-50038-30	A-1420-50038-20	A-1420-50038-10P	AS-1420-50038-316	A-1420-60038-30	A-1420-60038-20	A-1420-60038-10P	AS-1420-60038-316
四方8 Square 8mm	A-1420-50048-30	A-1420-50048-20	A-1420-50048-10P	AS-1420-50048-316	A-1420-60048-30	A-1420-60048-20	A-1420-60048-10P	AS-1420-60048-316
內六角8 Hexagon female 8mm	A-1420-50168-30	A-1420-50168-20	A-1420-50168-10P	AS-1420-50168-316	A-1420-60168-30	A-1420-60168-20	A-1420-60168-10P	AS-1420-60168-316
內六角9 Hexagon female 9mm	A-1420-50169-30	A-1420-50169-20	A-1420-50169-10P	AS-1420-50169-316	A-1420-60169-30	A-1420-60169-20	A-1420-60169-10P	AS-1420-60169-316
外六角10型 Hexagon male 10mm	A-1420-50360-30	A-1420-50360-20	A-1420-50360-10P	AS-1420-50360-316	A-1420-60360-30	A-1420-60360-20	A-1420-60360-10P	AS-1420-60360-316

若需其他鎖芯可訂製



RL IP65



A-816-3-05



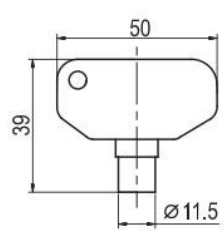
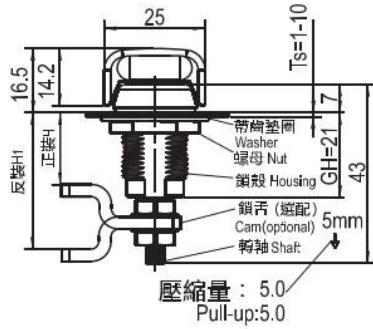
A-816-3-04



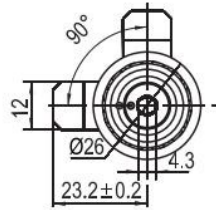
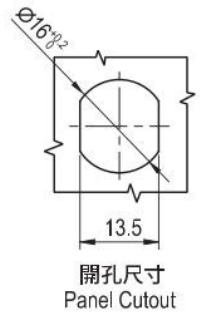
A-816-3-20



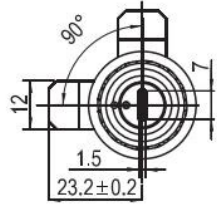
A-816-3-08



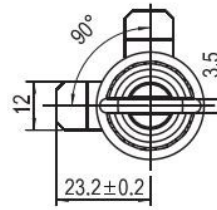
鎳鍍鑰匙, 適用於鑰匙操縱型號
Nickel plated Key, for key operated
產品編號(part#): 9200-1421-80



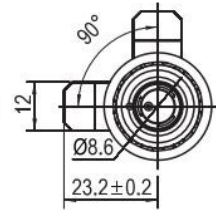
工具操縱型
Tool-operated



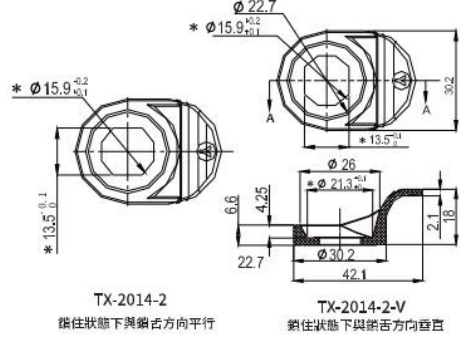
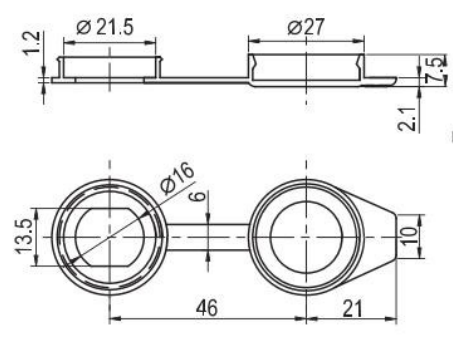
一字槽型
Slotted recess



把手型
Knob style



鑰匙操縱型
Key-operated



TX-2014-2 鎖住狀態下與鎖舌方向平行
TX-2014-2-V 鎖住狀態下與鎖舌方向垂直

防水蓋 Water dust proof cover
產品編號(part#): TX-2015-2

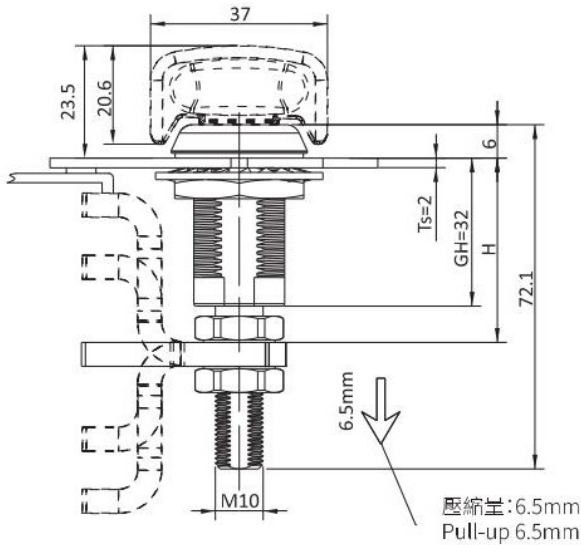
取手 (Pull-Tab)
產品編號(part#): TX-2014-2
TX-2014-2-V

選配件, 需單獨訂購
Optional components, Need to be ordered separately.



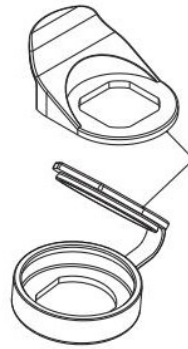
噴塑鎖體, 鍍鋅鋼鎖片
Zinc die, black powder coated or bright chrome, M.S. zinc plated cam.

間距 Grip Range		鎖頭類型 Head Style			
最小 Min	最大 Max	一字槽型 Slotted recess	工具操縱型 Tool-operated	把手型 Knob style	鑰匙操縱型 Key operated
3.2	6.4	A-816-3-05-1510	A-816-3-04-1510	A-816-3-08-1510	A-816-3-20-1510
6.4	9.5	A-816-3-05-2510	A-816-3-04-2510	A-816-3-08-2510	A-816-3-20-2510
9.5	12.7	A-816-3-05-3510	A-816-3-04-3510	A-816-3-08-3510	A-816-3-20-3510
12.7	15.9	A-816-3-05-4510	A-816-3-04-4510	A-816-3-08-4510	A-816-3-20-4510
15.9	19	A-816-3-05-5510	A-816-3-04-5510	A-816-3-08-5510	A-816-3-20-5510
19	22.2	A-816-3-05-6510	A-816-3-04-6510	A-816-3-08-6510	A-816-3-20-6510
22.2	25.4	A-816-3-05-7510	A-816-3-04-7510	A-816-3-08-7510	A-816-3-20-7510
25.4	28.6	A-816-3-05-8510	A-816-3-04-8510	A-816-3-08-8510	A-816-3-20-8510



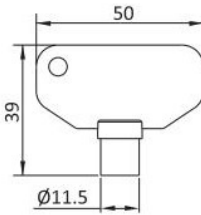
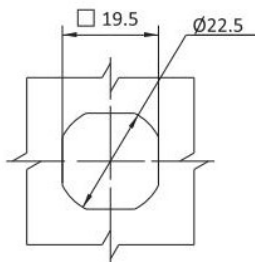
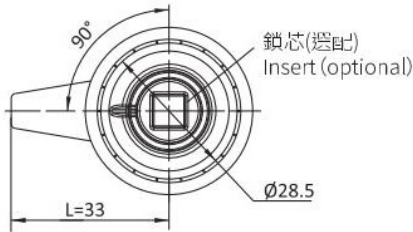
選配件, 需單獨訂購
Optional components, Need to be ordered separately.

產品編號 (part#): TX-2014
取手 (Pull-Tab)

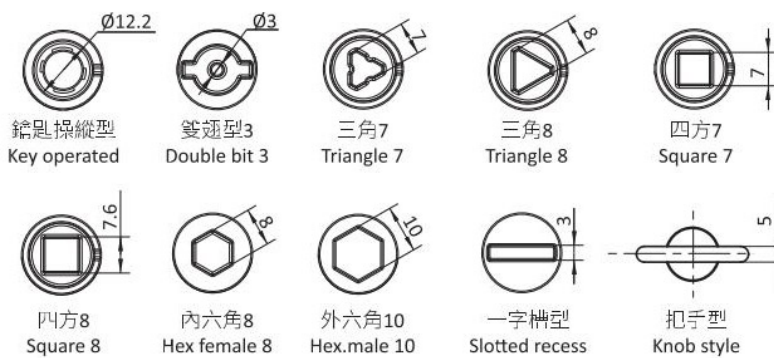


除了把手型, 其他可選配
Not suitable for Knob style

產品編號 (part#): TX2015
防水蓋 (Water dust proof cover)



產品編號 (part#): 9200-1422-80
鑰匙操縱型鎖芯專用鑰匙
For key operated



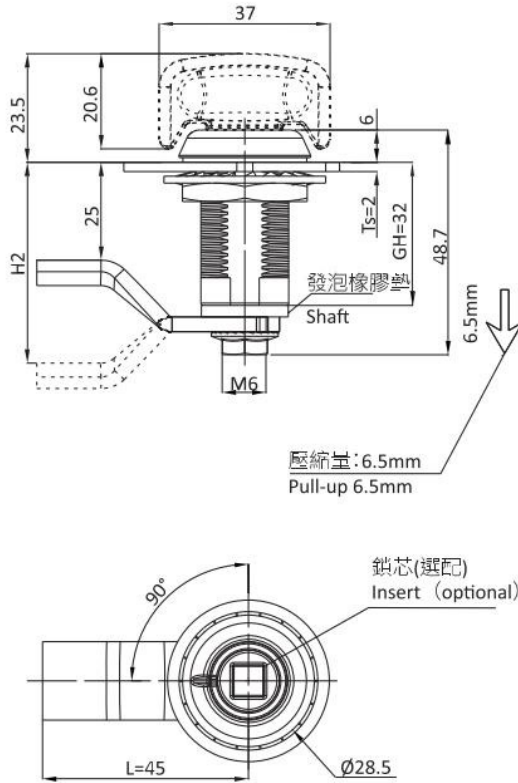
RL IP65



鋅合金基座、鎖芯; 黑色塗裝或電鍍亮鉻, 鍍鋅鋼栓和轉軸。
Zinc die housing cylinder; Black powder coated or bright chrome, M.S. zinc plated cam and shaft.

鎖片款式 Camstyle	間距 Grip Range		鎖頭類型 Head Style									
	最小 Min	最大 Max	鑰匙操縱型 Key operated	雙翅型 Double bit 3mm	三角 Triangle 7mm	三角 Triangle 8mm	四方 Square 7mm	四方 Square 8mm	一字槽型 Slotted recess	內六角 Hex female 8mm	外六角 Hexmale 10mm	把手型 Knob style
正向鎖片 reversed cam	11.4	27.2	A-816-2-20-1510	A-816-2-013-1510	A-816-2-037-1510	A-816-2-038-1510	A-816-2-047-1510	A-816-2-048-1510	A-816-2-05-1510	A-816-2-068-1510	A-816-2-060-1510	A-816-2-07-1510
	25.4	41.1	A-816-2-20-2510	A-816-2-013-2510	A-816-2-037-2510	A-816-2-038-2510	A-816-2-047-2510	A-816-2-048-2510	A-816-2-05-2510	A-816-2-068-2510	A-816-2-060-2510	A-816-2-07-2510
直立鎖片 straight cam	38.9	54.6	A-816-2-20-3510	A-816-2-013-3510	A-816-2-037-3510	A-816-2-038-3510	A-816-2-047-3510	A-816-2-048-3510	A-816-2-05-3510	A-816-2-068-3510	A-816-2-060-3510	A-816-2-07-3510
反向鎖片 offset cam	52.6	68.3	A-816-2-20-2510	A-816-2-013-2510	A-816-2-037-2510	A-816-2-038-2510	A-816-2-047-2510	A-816-2-048-2510	A-816-2-05-2510	A-816-2-068-2510	A-816-2-060-2510	A-816-2-07-2510
	66.3	76.2	A-816-2-20-1510	A-816-2-013-1510	A-816-2-037-1510	A-816-2-038-1510	A-816-2-047-1510	A-816-2-048-1510	A-816-2-05-1510	A-816-2-068-1510	A-816-2-060-1510	A-816-2-07-1510

RL IP65



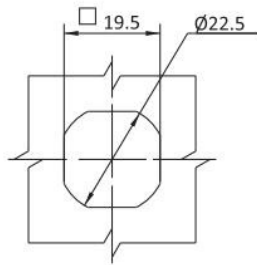
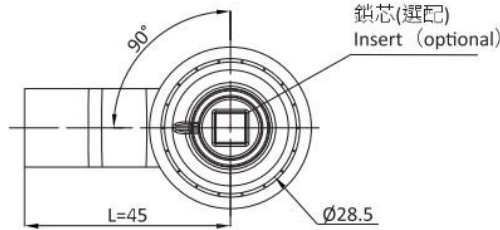
選配件, 需單獨訂購
Optional components, Need to be ordered separately.

產品編號 (part#): TX-2014
取手 (Pull-Tab)

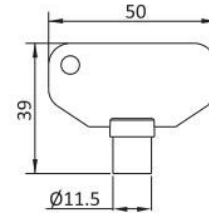


除了把手型, 其他可選配
Not suitable for Knob style

產品編號 (part#): TX-2015
防水蓋 (Water dust proof cover)

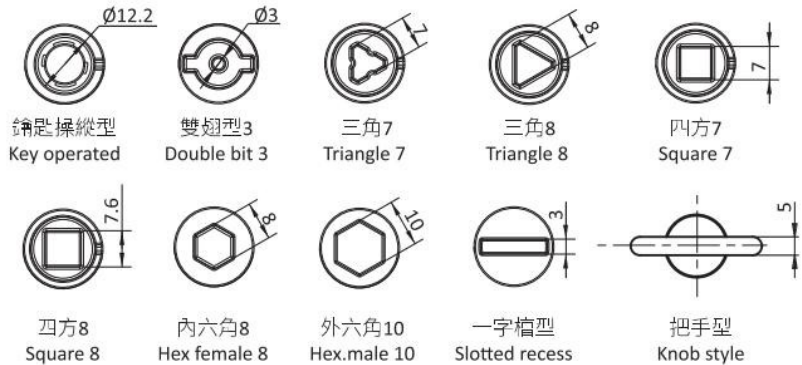


開孔尺寸
Panel cutout



鑰匙操縱型鎖芯專用鑰匙
For key operated

產品編號 (part#): 9200-1422-80



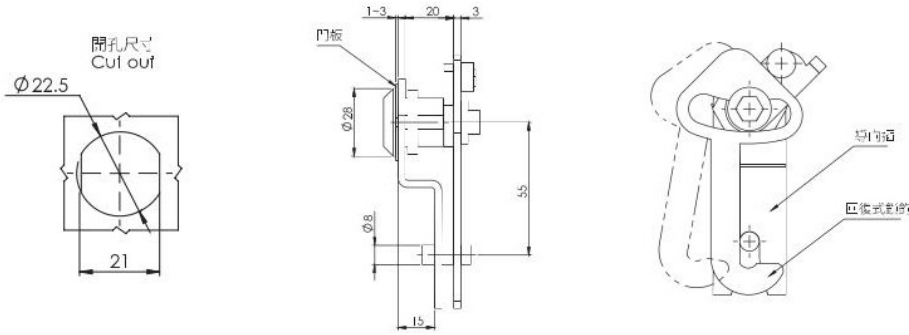
可選配件 Accessories ref. to page #

1. 鎖舌見頁碼 I-002, 9100-08XX 系列
Cam ref. to page I-002

鋅合金基座、鎖芯; 黑色塗裝或電鍍亮鉻, 灰藍烤漆, 鍍鋅鋼栓和轉軸。
Zinc die housing cylinder; Black powder coated or bright chrome, Gray blue powder, M.S. zinc plated cam and shaft.

鎖頭類型 Head Style

鎖片款式 Camstyle	鑰匙操縱型(黑) Key operated	雙翅型(黑) Double bit 3mm	三角(黑) Triangle 7mm	三角(黑) Triangle 8mm	三角(灰) Triangle 8mm	四方(黑) Square 7mm	四方(黑) Square 8mm	一字槽型(黑) Slotted recess	內六角(黑) Hex female 8mm	外六角(黑) Hexmale 10mm	把手型(黑) Knob style
見頁碼 9I-002 Cam ref. to page 9I-002	A-816-1-20-10	A-816-1-013-10	A-816-1-037-10	A-816-1-038-10	A-816-1-038-G	A-816-1-047-10	A-816-1-048-10	A-816-1-05-10	A-816-1-068-10	A-816-1-060-10	A-816-1-07-10

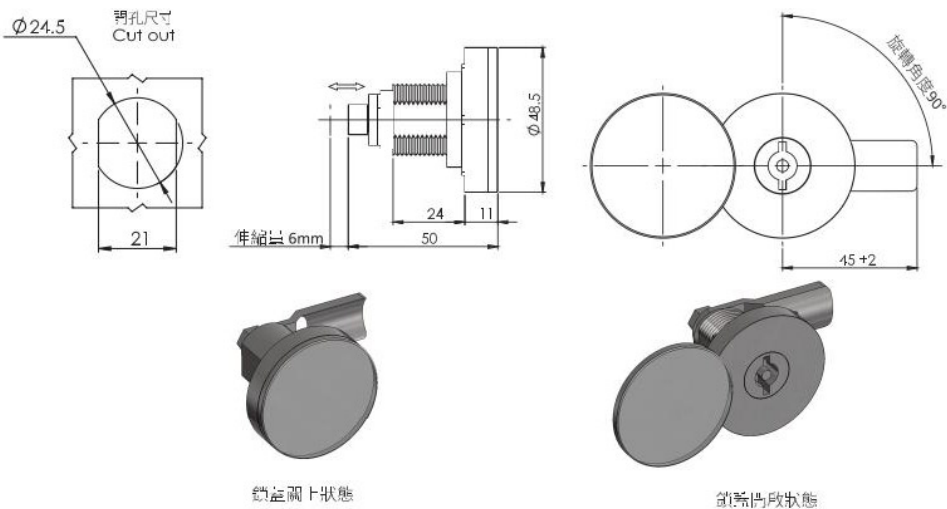


鋅合金, 鍍鋅鋼柱
Zinc die body, bright chrome, M.S zinc plated cam.

鋅合金鍍鉻 Zinc die, bright chrome

A-707-1

RL

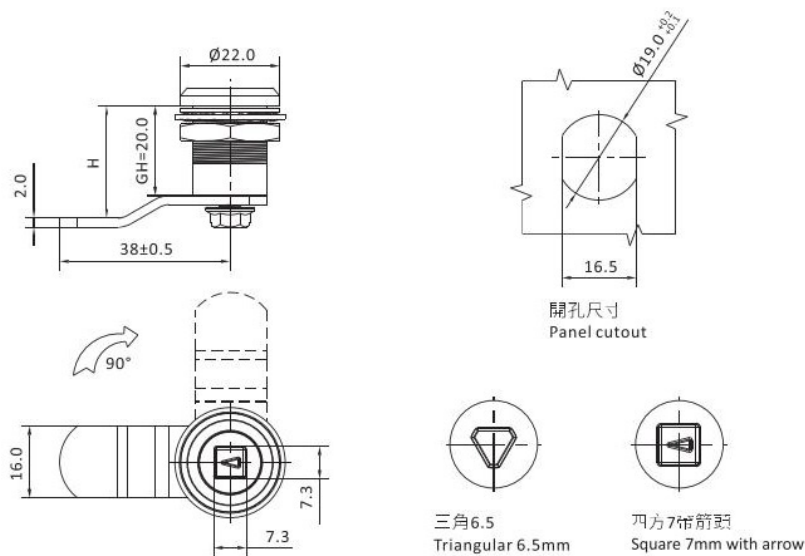


鋅合金, 鍍鋅鋼柱
Zinc die body, bright chrome, M.S zinc plated cam.

鋅合金鍍鉻 Zinc die, bright chrome

A-823

RL

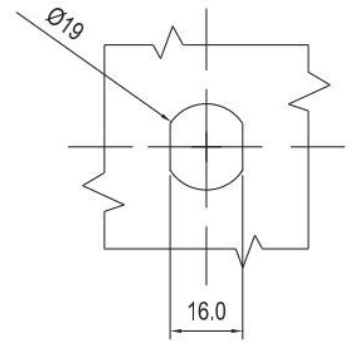
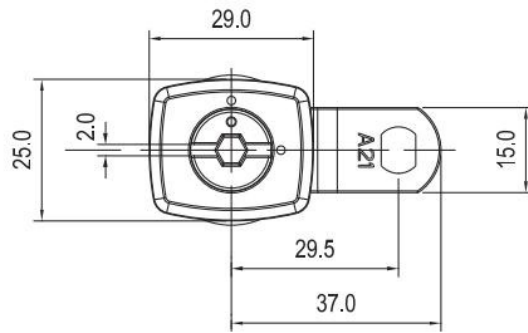
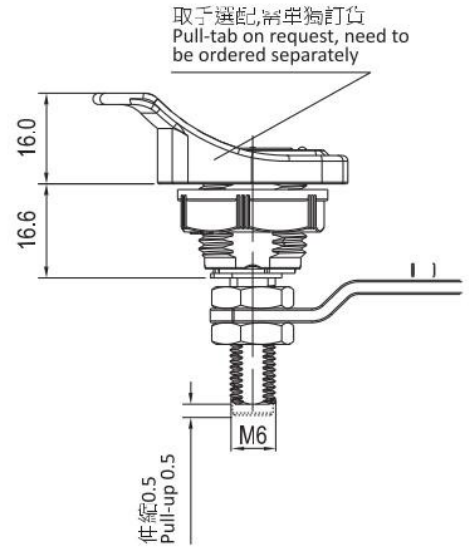
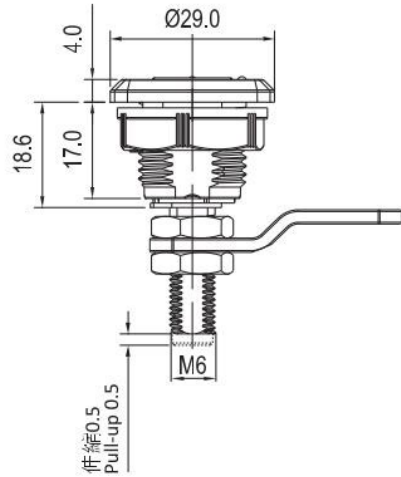


鎖芯類型 Cylinder Style	鎖殼GH=20 鋅合金 Zinc die housing; GH=20
四方7帶箭頭 Square 7mm with arrow	鍍鎳 Nickel Plated
三角6.5 Triangular 6.5mm	A-1432-047-80
	A-1432-036-80

可選配件 Accessories ref. to page #

備註: 內裝彈簧, O型圈, 帶防震功能。

RL



開孔尺寸
Panel cutout

NEW



選配件，需單獨訂貨
Optional components, Need to be ordered separately
產品編號(part #): TX-1426
取手(Pull-Tab)



選配件，需單獨訂貨
Optional components, Need to be ordered separately
產品編號(part #): 9200-1426-140-30
鑰匙(key)

黑色塑料PA鎖殼，取手，螺母，鋅合金鎖芯，亮鉻，鍍鋅銅鎖舌
PA black plastic, housing, pull-tab, nut, zinc alloy shaft, chrome plated, M.S zinc plated cam.

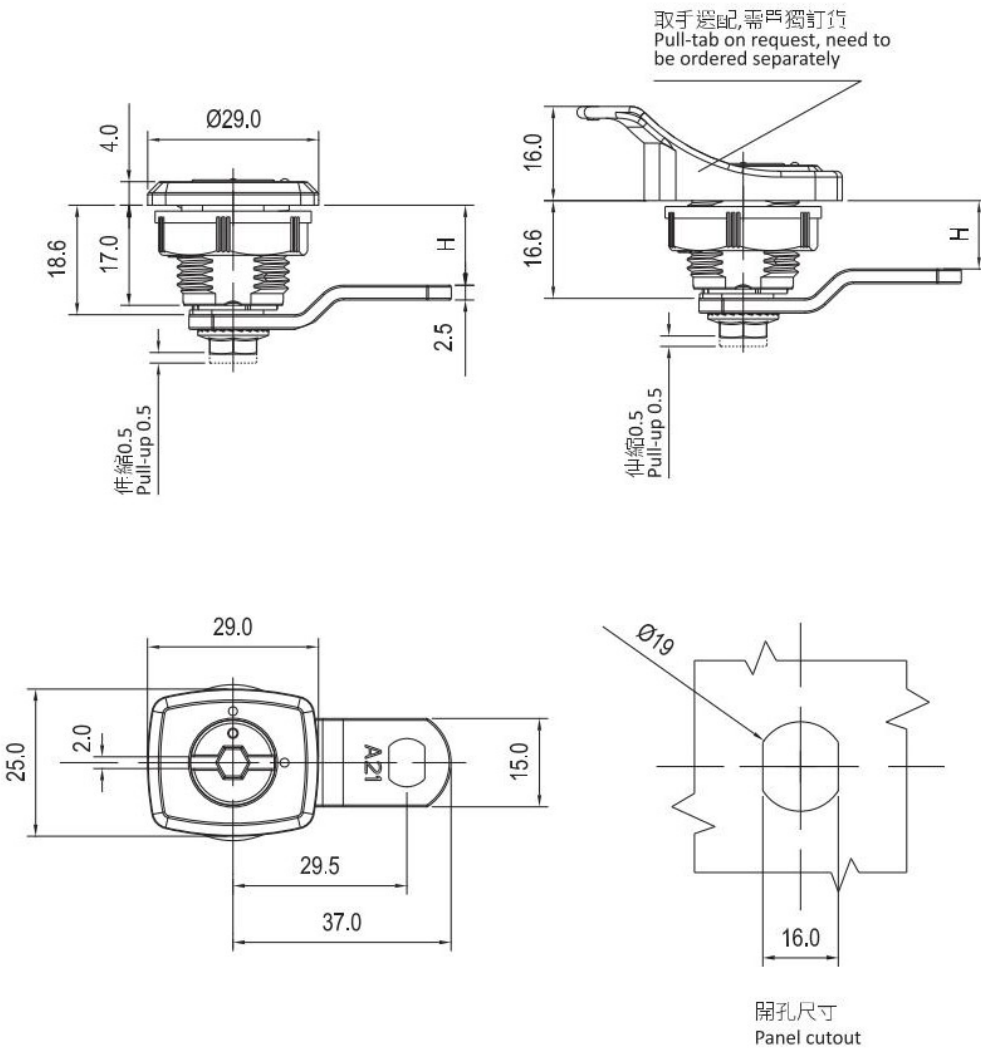
軸類型 Shaft style	間距 Grip Range				鎖芯類型 Cylinder Style	
	不帶取手 Without Pull-Tab		帶取手 With Pull-Tab			
	正向 Pawl Forward	反向 Pawl Reversed	正向 Pawl Forward	反向 Pawl Reversed		
長軸 Long Shaft	MIN-MAX	MIN-MAX	MIN-MAX	MIN-MAX	內六角一字槽鎖芯 Hex female 5mm with slot insert	圓形帶槽鎖芯 Tubular
	19-28	29-38	17-26	37-36	A-1426-265-L21	A-1426-140-L21
	14-23	34-43	17-21	32-34	A-1426-265-L22	A-1426-140-L22
	9-18	39-48	7-16	37-46	A-1426-265-L23	A-1426-140-L23
	24-33		22-31		A-1426-265-L24	A-1426-140-L24

可選配件 Accessories ref. to page #

1. 鎖舌見頁面 I-007~I-008
Cam ref. to page I-007~I-008



RL



選配件, 需單獨訂貨
Optional components, Need to be ordered separately
產品編號(part #):TX-1426
取手(Pull-Tab)

黑色塑料PA鎖殼, 取手, 螺母, 鋅合金鎖芯, 亮鉻, 鍍鋅鋼鎖舌
PA black plastic, housing, pull-tab, nut, zinc alloy shaft, chrome plated, M.S zinc plated cam.

軸類型 Shaft style	間距 Grip Range				鎖芯類型 Cylinder Style
	不帶取手 Without Pull-Tab		帶取手 With Pull-Tab		
	正向 Pawl Forward	反向 Pawl Reversed	正向 Pawl Forward	反向 Pawl Reversed	內六角一字槽鎖芯 Hex female 5mm with slot insert
短軸 Short Shaft	13.6	23.6	11.6	21.6	A-1426-265-S21
	8.6	28.6	6.6	26.6	A-1426-265-S22
	3.6	33.6	1.6	31.6	A-1426-265-S23
	18.6		16.6		A-1426-265-S24

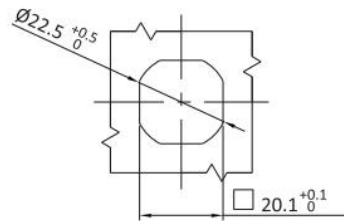
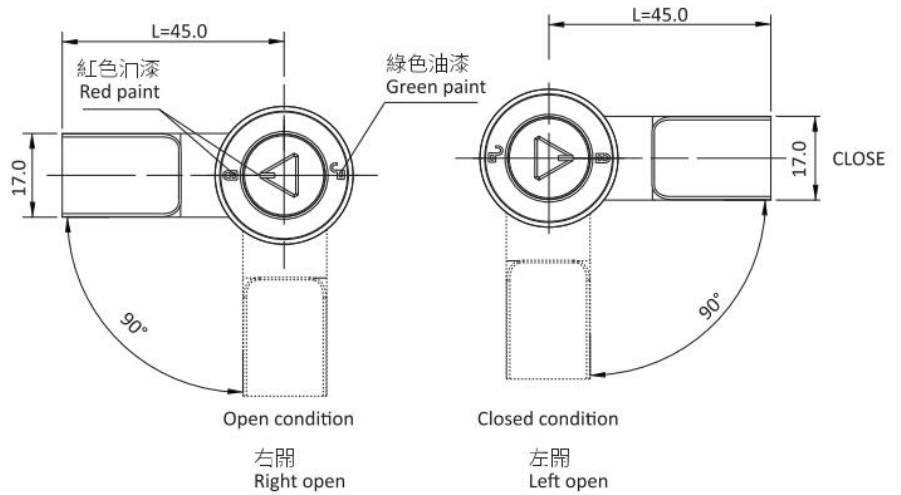
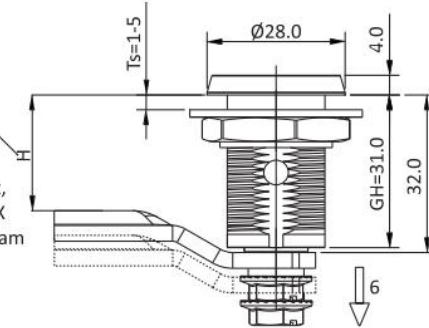
可選配件 Accessories ref. to page #

- 鎖芯 見頁由 I-007~I-008
CAM ref. to page I-007~I-008

RL IP65 S TAINLESS SERIES



H 的高度根據訂單的要求可以調節
Cam size is on request, refer to our 9100-08XX series stainless steel cam



開孔尺寸
Panel Cutout



三角8mm
triangle 8mm



四方7mm
square 7mm

可選配件 Accessories ref. to page #

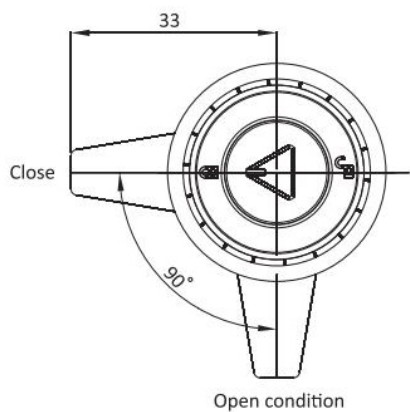
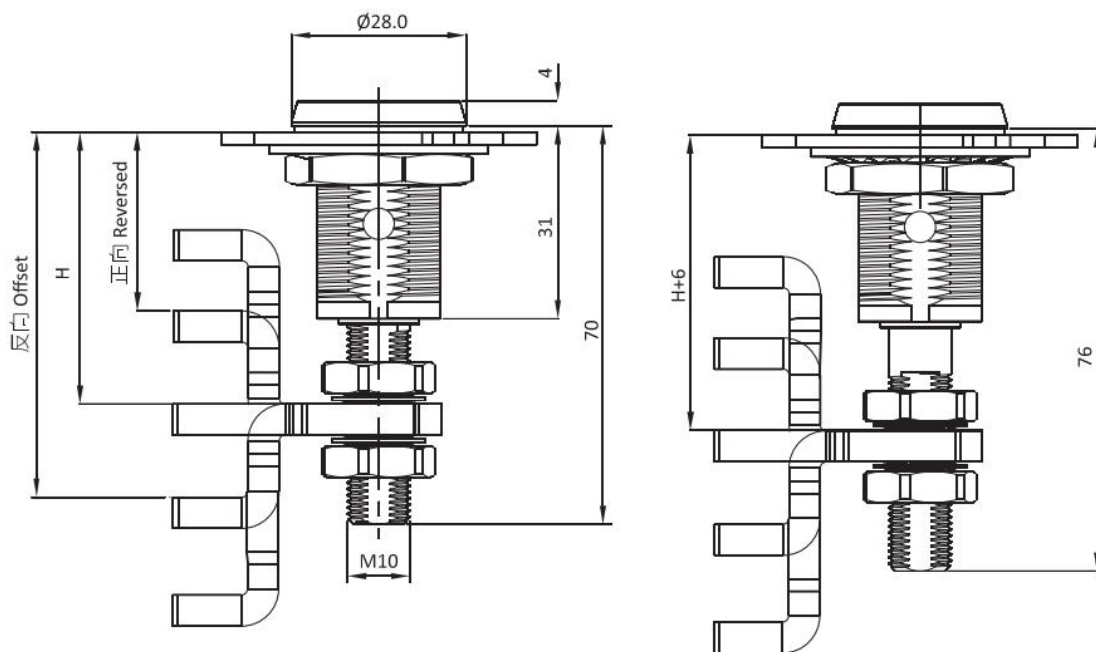
- 1. 鎖片 見頁碼 I-002
CAM ref. to page I-002

316 不銹鋼, 鎖殼, 鎖芯, 銷軸
Compression latch SUS316

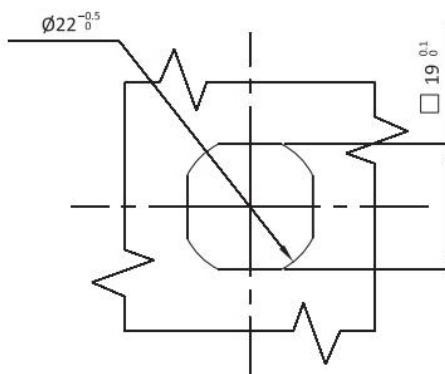
全不銹鋼 SUS316		
鎖芯類型 Cylinder Style	左開 Left open	右開 Right open
四方 7 Square 7mm	AS-816-4-047-316L	AS-816-4-047-316R
三角 8 Triangular 8mm	AS-816-4-038-316L	AS-816-4-038-316R



RL



右開
Right open



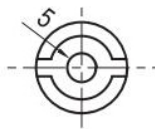
南孔尺寸
Panel cutout



三角鎖芯8mm
triangular 8mm



四方鎖芯7mm
square 7mm



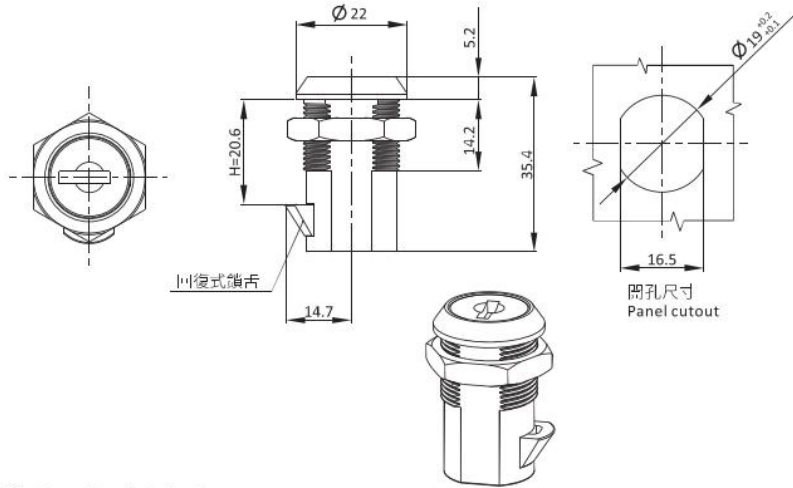
雙翅5mm
Double Bit 5mm



316 不鏽鋼,鎖殼,鎖芯,銷軸
Compression latch SUS316

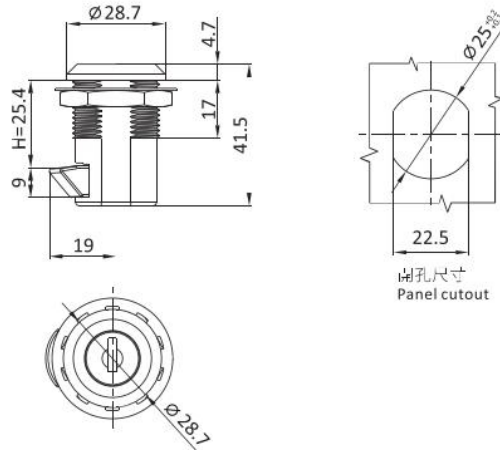
鎖片款式 Camstyle	間距 Grip Range		鎖頭類型 Head Style					
	最小 Min	最大 Max	左開 Left			右開 Right		
			雙翅型 5mm Double bit 5mm	三角鎖芯 8mm triangular 8mm	四方鎖芯 7mm Square 7mm	雙翅型 5mm Double bit 5mm	三角鎖芯 8mm triangular 8mm	四方鎖芯 7mm Square 7mm
正向鎖片 reversed cam	11.4 25.4	27.2 41.1	AS-1427-015L-316L-15 AS-1427-015L-316L-25	AS-1427-038L-316L-15 AS-1427-038L-316L-25	AS-1427-047L-316L-15 AS-1427-047L-316L-25	AS-1427-015L-316R-15 AS-1427-015L-316R-25	AS-1427-038L-316R-15 AS-1427-038L-316R-25	AS-1427-047L-316R-15 AS-1427-047L-316R-25
直立鎖片 straight cam	38.9	54.6	AS-1427-015L-316L-35	AS-1427-038L-316L-35	AS-1427-047L-316L-35	AS-1427-015L-316R-35	AS-1427-038L-316R-35	AS-1427-047L-316R-35
反向鎖片 offset cam	52.6 66.3	68.3 76.2	AS-1427-015L-316L-25 AS-1427-015L-316L-15	AS-1427-038L-316L-25 AS-1427-038L-316L-15	AS-1427-047L-316L-25 AS-1427-047L-316L-15	AS-1427-015L-316R-25 AS-1427-015L-316R-15	AS-1427-038L-316R-25 AS-1427-038L-316R-15	AS-1427-047L-316R-25 AS-1427-047L-316R-15

RL



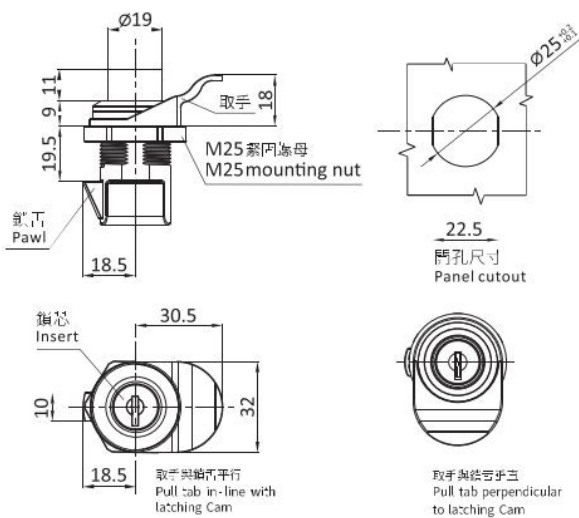
鋅合金 Zinc die, bright chrome

亮鍍 Bright Chrome	A-826
------------------	-------



鋅合金 Zinc die, bright chrome

亮鍍 Bright Chrome	A-826-2
------------------	---------



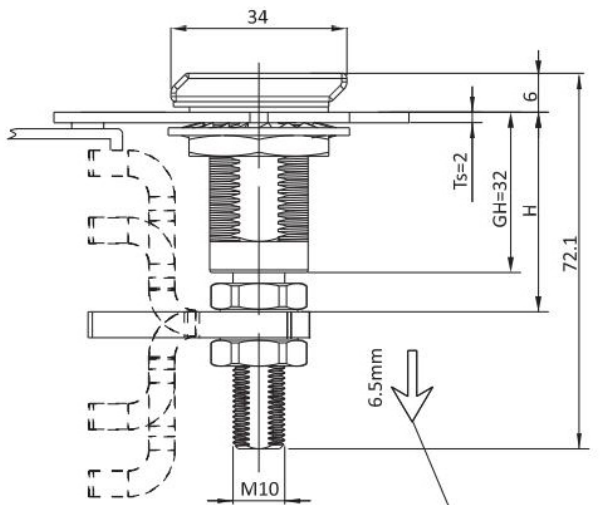
尼龍玻璃纖維黑色 Nylon glass fiber, black

	帶鎖芯 Key locking	不帶鎖芯 Non-locking
不帶取手 Latch only	A-7530-NP	A-7530-00-NP
取手與鎖舌平行 Pull tab in-line with latching Cam	A-7530	A-7530-00
取手與鎖舌垂直 Pull tab perpendicular to latching Cam	A-7530-V	A-7530-00-V

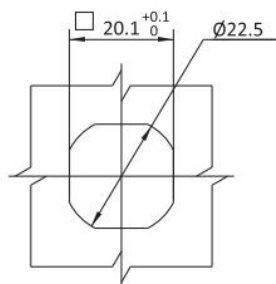


RL IP65

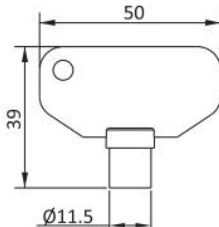
選配件, 需單獨訂購
Optional components, Need to be ordered separately.



壓縮量: 6.5mm
Pull-up 6.5mm

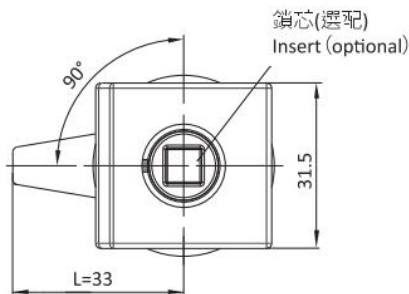


開孔尺寸
Panel cutout



鑰匙操縱型鎖芯專用鑰匙
For key operated

產品編號 (part#): 9200-1422-80



鎖芯(選配)
Insert (optional)



A-817-05-L



A-817-037-L



A-817-048-L



A-817-068-L



鑰匙操縱型
Key operated



雙翅型3
Double bit 3



三角7
Triangle 7



三角8
Triangle 8



四方7
Square 7



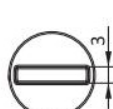
四方8
Square 8



內六角8
Hex female 8



外六角10
Hex.male 10



一字槽型
Slotted recess

鋅合金基座、鎖芯; 黑色塗裝或電鍍亮鎳, 鍍鋅鋼栓和轉軸。
Zinc die housing cylinder; Black powder coated or bright chrome, M.S. zinc plated cam and shaft.

軸類型 Shaft style	鎖舌款式 BI Cam Style BH	間距 Grip Range		鎖芯類型 Cylinder Style								
		最小MIN	最大MAX	鑰匙操縱型 Key Operated	雙翅3 Double Bit 3mm	三角7 Triangular 7mm	三角8 Triangular 8mm	四方7 Square 7mm	四方8 Square 8mm	一字槽型 Slotted recess	內六角8 Hexagon female 8mm	鑰匙操縱型 Key Operated
長軸 Long Shaft	正向 Reversed Cam	11.4	27.2	A-817-20-L1510	A-817-013-L1510	A-817-037-L1510	A-817-038-L1510	A-817-047-L1510	A-817-048-L1510	A-817-05-L1510	A-817-068-L1510	A-817-060-L1510
		25.4	41.1	A-817-20-L2510	A-817-013-L2510	A-817-037-L2510	A-817-038-L2510	A-817-047-L2510	A-817-048-L2510	A-817-05-L2510	A-817-068-L2510	A-817-060-L2510
	直立 Straight Cam	38.9	54.6	A-817-20-L3510	A-817-013-L3510	A-817-037-L3510	A-817-038-L3510	A-817-047-L3510	A-817-048-L3510	A-817-05-L3510	A-817-068-L3510	A-817-060-L3510
		52.6	68.3	A-817-20-L2510	A-817-013-L2510	A-817-037-L2510	A-817-038-L2510	A-817-047-L2510	A-817-048-L2510	A-817-05-L2510	A-817-068-L2510	A-817-060-L2510
反向 Offset Cam	66.3	76.2	A-817-20-L1510	A-817-013-L1510	A-817-037-L1510	A-817-038-L1510	A-817-047-L1510	A-817-048-L1510	A-817-05-L1510	A-817-068-L1510	A-817-060-L1510	

RL IP65



A-817-05-S10



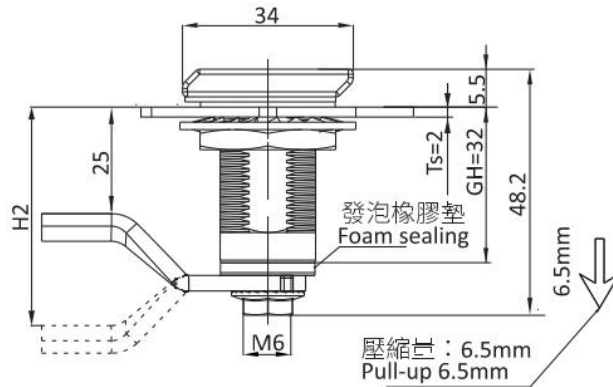
A-817-037-S10



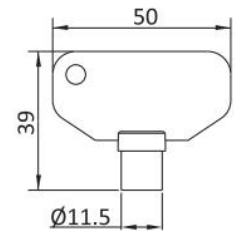
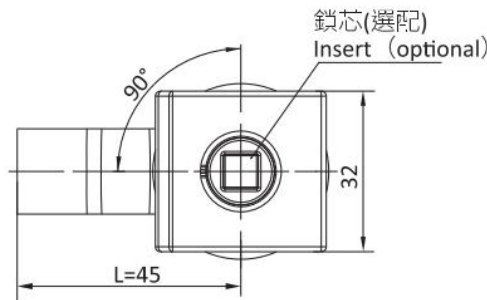
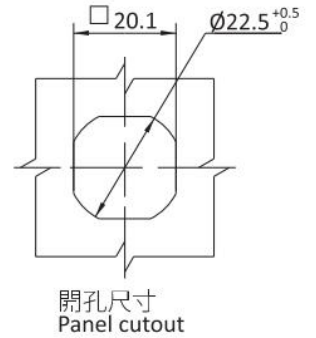
A-817-068-S10



A-817

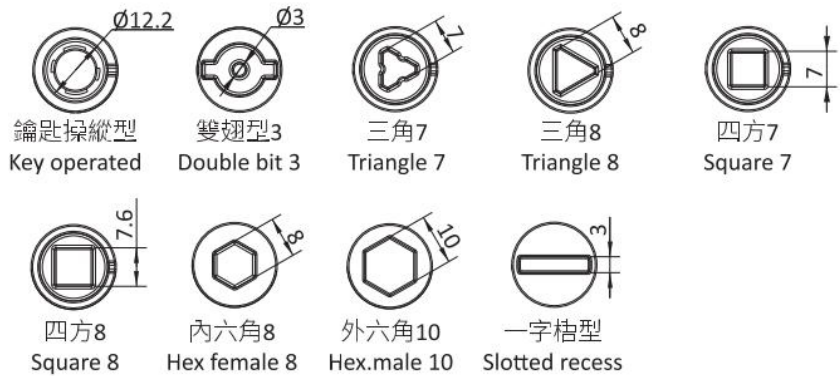


選配件，需單獨訂購
Optional components, Need to be ordered separately.



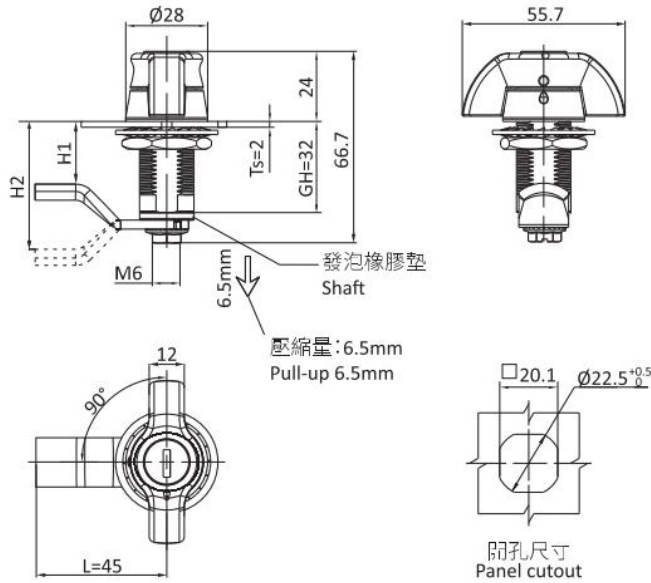
鑰匙操縱型鎖芯專用鑰匙
For key operated

產品編號 (part#) : 9200-1422-80



鋅合金基座、鎖芯; 黑色塗裝或電鍍亮鉻, 鍍鋅鋼栓和轉軸。
Zinc die housing cylinder; Black powder coated or bright chrome, M.S. zinc plated cam and shaft.

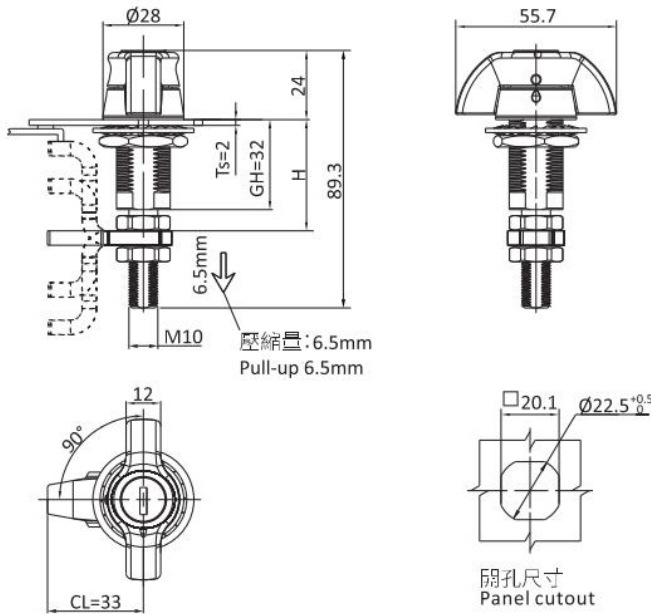
軸類型 Shaft style	鎖芯類型 Cylinder style	
短軸 Short shaft	雙翅3 Double bit 3mm	A-817
	三角7 Triangular 7mm	A-817-037-S10
	三角8 Triangular 8mm	A-817-038-S10
	四方7 Square 7mm	A-817-047-S10
	四方8 Square 8mm	A-817-048-S10
	一字槽型 Slotted recess	A-817-05-S10
	內六角8 Hex female 8mm	A-817-068-S10
	外六角10 Hex.male 10mm	A-817-060-S10
鑰匙操縱型 Key operated	A-817-20-S10	



RL



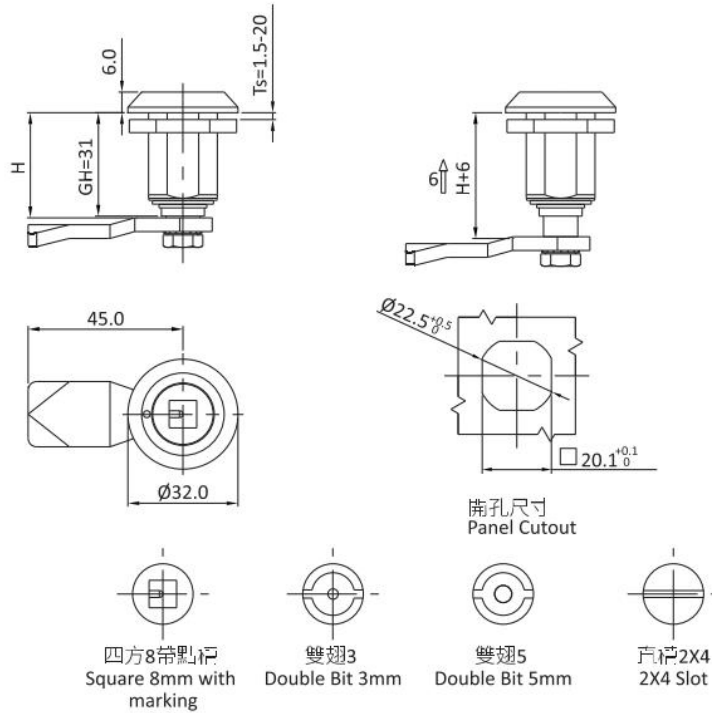
軸類型 Shaft style	鎖頭類型 Head Style	
	帶鎖芯 Key Locking	不帶鎖芯 Non-locking
短軸 Short shaft	A-1437-110-S20	麻面黑 A-1437-100-S20



鋅合金基座、鎖芯; 黑色塗裝或電鍍亮鎳, 鍍鋅鋼栓和轉軸。
Zinc die housing cylinder; Black powder coated or bright chrome, M.S. zinc plated cam and shaft.

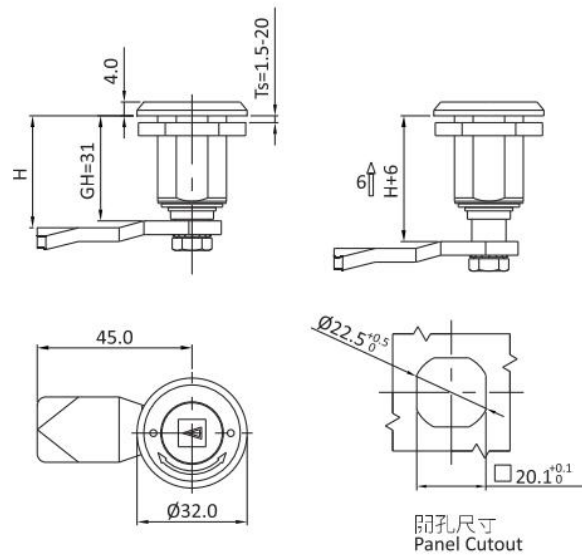
軸類型 Shaft style	鋸舌款式 BH Cam Style BH	間距 Grip Range		鎖頭類型 Head Style	
		最小 Min	最大 Max	帶鎖芯 Key Locking	不帶鎖芯 Non-locking
長軸 Long Shaft	正向 Reversed Cam	11.4	27.2	A-1437-110-L1520	A-1437-100-L1520
		25.4	41.1	A-1437-110-L2520	A-1437-100-L2520
	直立 Straight Cam	38.9	54.6	A-1437-110-L3520	A-1437-100-L3520
		52.6	68.3	A-1437-110-L2520	A-1437-100-L2520
反向 Offset Cam	66.3	76.2	A-1437-110-L1520	A-1437-100-L1520	

RL IP65



SUS316不鏽鋼壓縮鎖, 帶彈簧密封圈
Compression latch SUS316, with spring and seal

鎖芯款式 Cylinder Style	全不鏽鋼 SUS316
四方8帶點槽 Square 8mm with marking	AS-1438-048-316
直槽2x4 2x4slot	AS-1438-024-316
雙翅3 Double Bit 3mm	AS-1438-013-316
雙翅5 Double Bit 5mm	AS-0438-015-316



帶箭頭和紅、綠雙色標識的316不鏽鋼壓縮鎖, 帶彈簧和平墊圈
Compression latch with arrowhead and red-green marking SUS316, with spring and flat seal

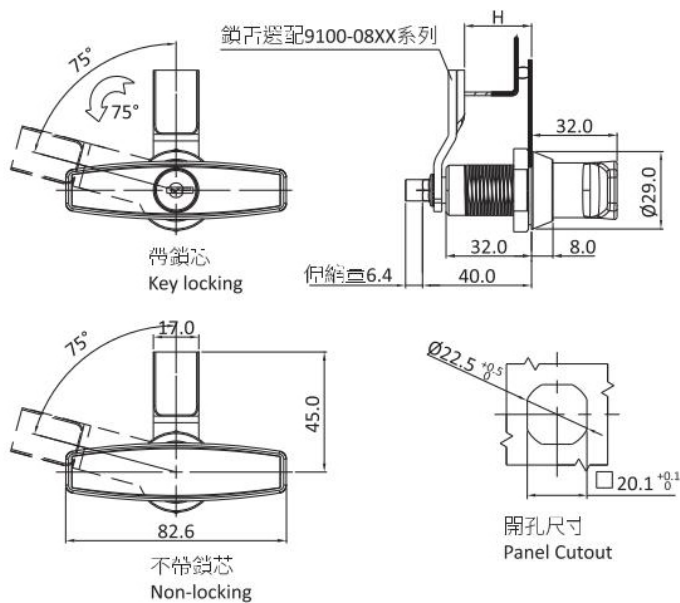
鎖芯類型 Cylinder Style	全不鏽鋼SUS316	
	左裝 Left	右裝 Right
四方8帶點槽 Square 8mm with marking	AS-1438-048S-316L	AS-1438-048S-316R

可選配件 Accessories ref. to page #

- 1. 鎖, 見頁面 I-001
CAM ref. to page I-001

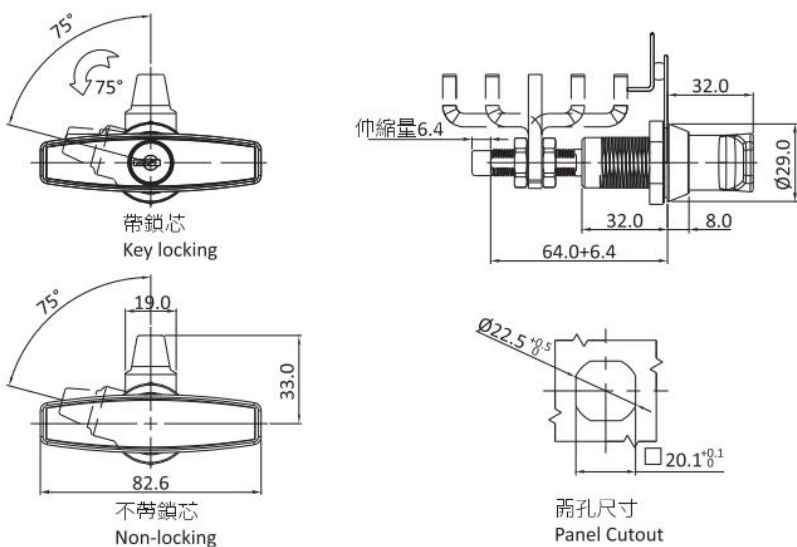


RL



鋅合金基座、鎖芯；黑色塗裝或電鍍亮鉻，鍍鋅鋼栓和轉軸。
Zinc die housing cylinder; Black powder coated or bright chrome, M.S. zinc plated cam and shaft.

軸類型 Shaft style	鎖頭類型 Head Style	
	帶鎖芯 Key Locking	不帶鎖芯 Non-locking
短軸 Short shaft	A-1439-110-S20	A-1439-100-S20

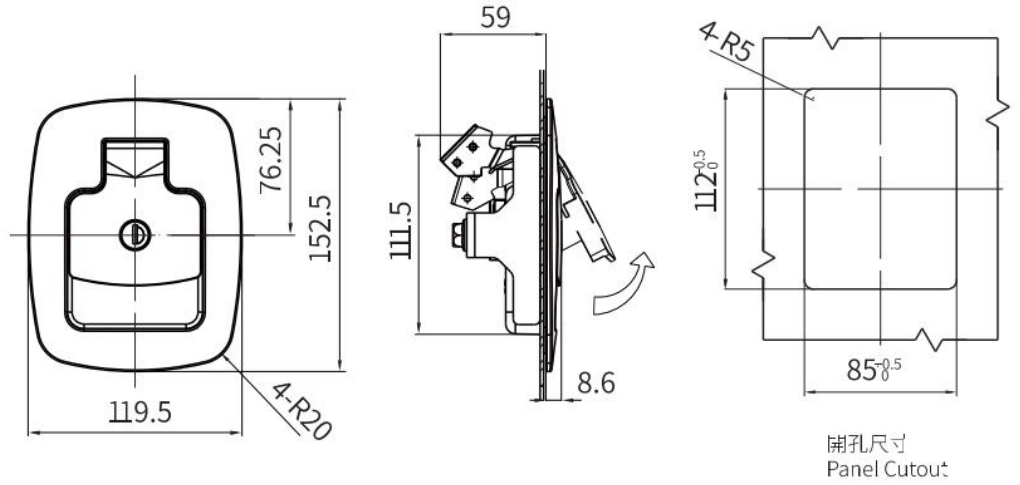


鋅合金基座、鎖芯；黑色塗裝或電鍍亮鉻，鍍鋅鋼栓和轉軸。
Zinc die housing cylinder; Black powder coated or bright chrome, M.S. zinc plated cam and shaft.

軸類型 Shaft style	鎖舌款式 BH Cam Style BH	間距 Grip Range		鎖頭類型 Head Style	
		最小 Min	最大 Max	帶鎖芯 Key Locking	不帶鎖芯 Non-locking
長軸 Long Shaft	正向 Reversed Cam	11.4	27.2	A-1439-110-L1520	A-1439-100-L1520
		25.4	41.1	A-1439-110-L2520	A-1439-100-L2520
	直立 Straight Cam	38.9	54.6	A-1439-110-L3520	A-1439-100-L3520
	反向 Offset Cam	52.6	68.3	A-1439-110-L2520	A-1439-100-L2520
		66.3	76.2	A-1439-110-L1520	A-1439-100-L1520



NEW

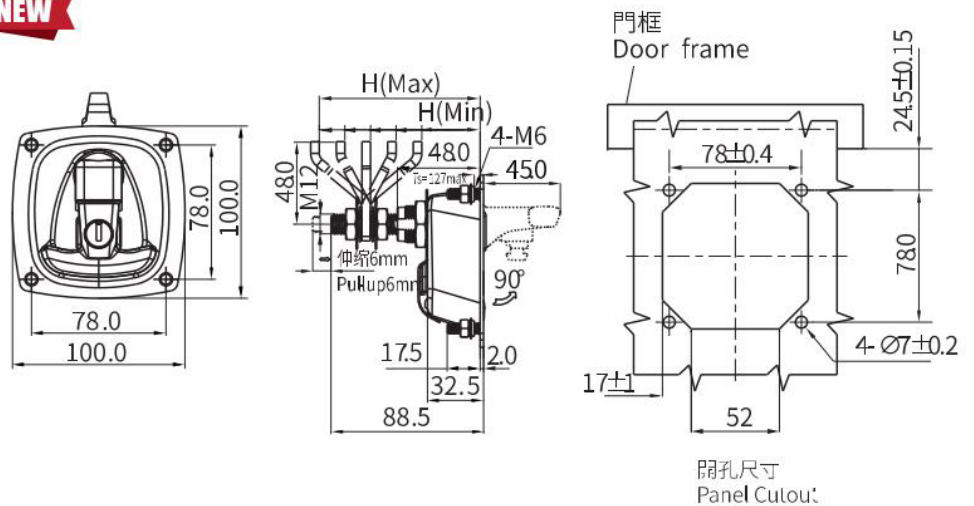


黑色塑料PA, 外殼, 手柄
Black PA plastic, housing, handel

帶鎖芯 Key Locking

A-1701-10-90

NEW

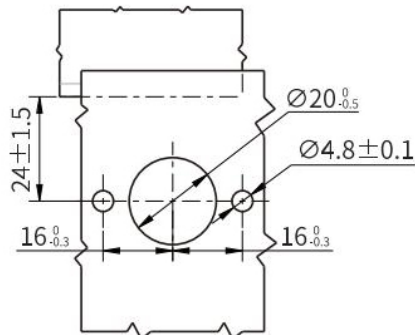
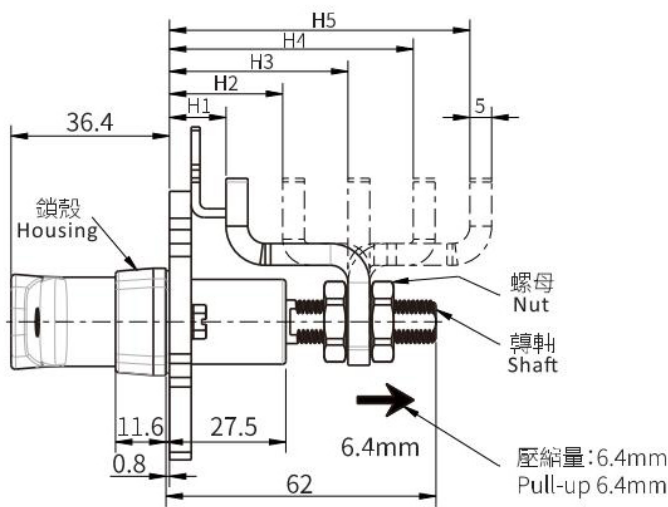
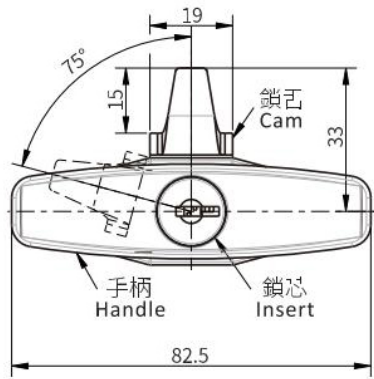


鐵殼, 手柄, 壓版, 鐵噴漆或者不銹鋼本色
Housing Handle, support, steel paint spraying or stainless steel natural

間距 Grip Range	止口高度 Grip Range		帶鎖芯 Key Locking	不帶鎖芯 Non - Locking
	最小 Min	最大 Max		
正向鎖片 Reversed cam	28	43	A-1704-110-310	A-1704-100-310
	43	58	A-1704-110-210	A-1704-100-210
直立鎖片 Straight cam	58	73	A-1704-110-110	A-1704-100-110
反向鎖片 Offset cam	73	88	A-1704-110-210	A-1704-100-210
	88	104	A-1704-110-310	A-1704-100-310



NEW




開孔尺寸
Panel Cutout

鋅合金基底、鎖芯; 黑色塗裝或電鍍亮鉻, 鍍鋅鋼栓和轉軸
Zine die housing cylinder. Black powder coated or bright chrome. M.S. Zinc plated cam and shaft.

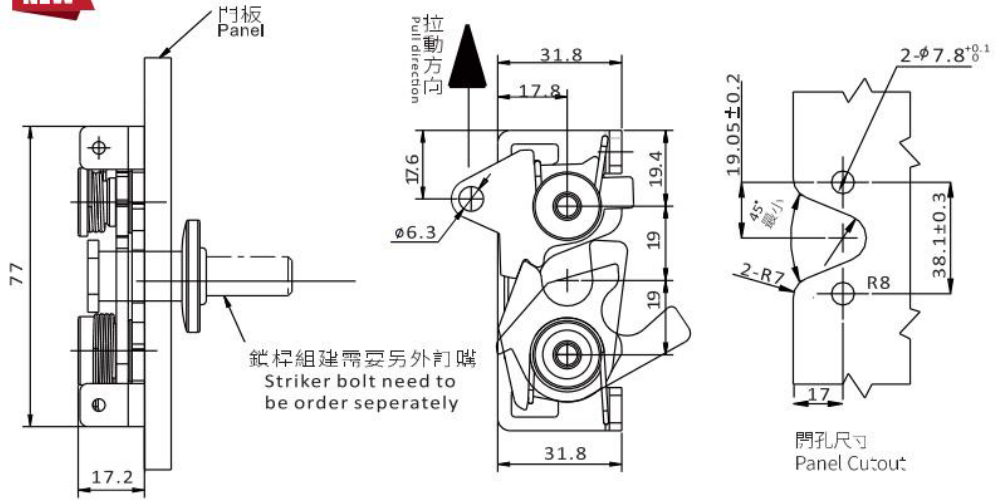
鎖舌款式 Cam style	間距(H) Grip Range		帶鎖芯 Key Locking	不帶鎖芯 Non - Locking
	最小 Min	最大 Max	品號 PART.NO.	品號 PART.NO.
正向鎖舌 Reversed cam	7.9	23.6	A-1409-110-1520	A-1409-100-1520
	21.8	37.3	A-1409-110-2520	A-1409-100-2520
直立鎖舌 Straight cam	35.3	51	A-1409-110-3520	A-1409-100-3520
反向鎖舌 Offset cam	62.7	76.2	A-1409-110-1520	A-1409-100-1520
	49	64.8	A-1409-110-2520	A-1409-100-2520

RL



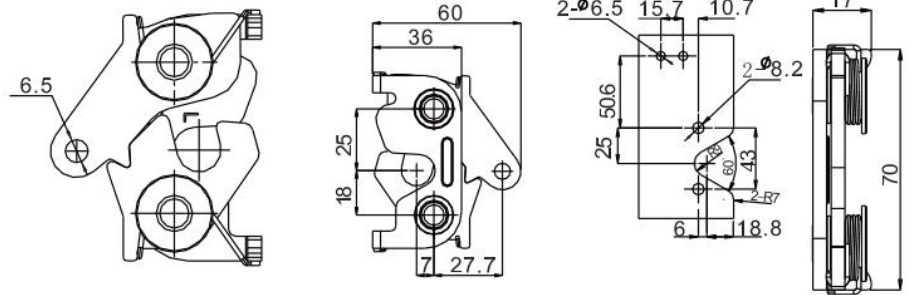


NEW



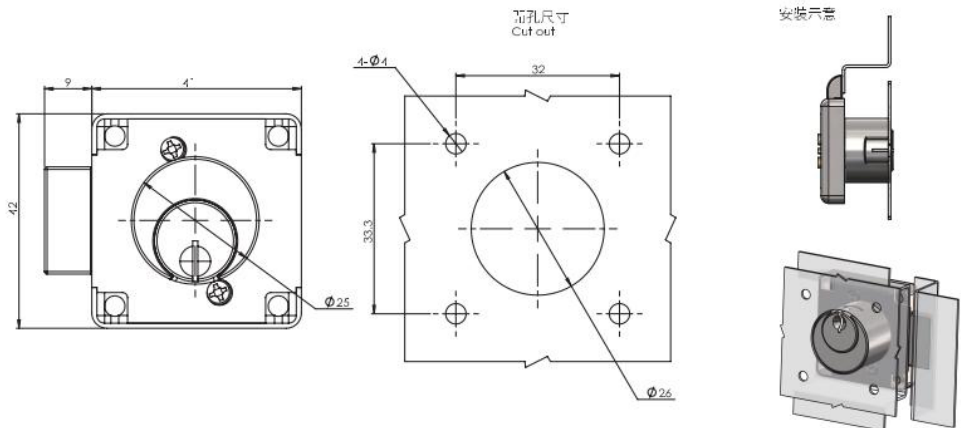
鍍鋅鋼鎖體,大型,甲級-底部
M.S.zinc plated body,large size,single stage-bottom

	左側驅動 Left hand	右側驅動 Right hand
M6*1 螺紋 M6 thread	A-1803-02-4251-01	A-1803-02-3251-01



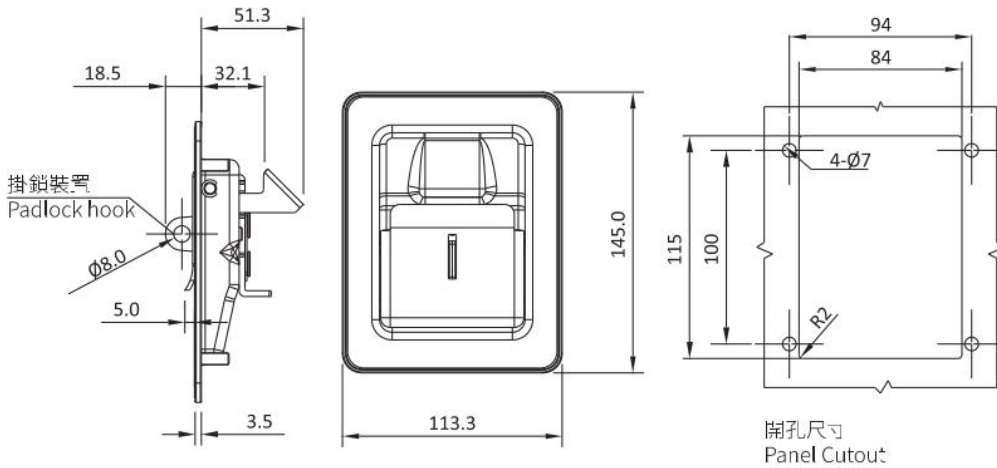
鍍鋅鋼鎖體,中型,單級
M.S.zinc plated body,middle size,single stage

	左側驅動 Left hand
7.2通孔 7.2thru hole	A-1803-03-2051-01



銅&鋅合金鎖蕊、不銹鋼安裝座
Zinc ally & copper Stainless steel 304 body

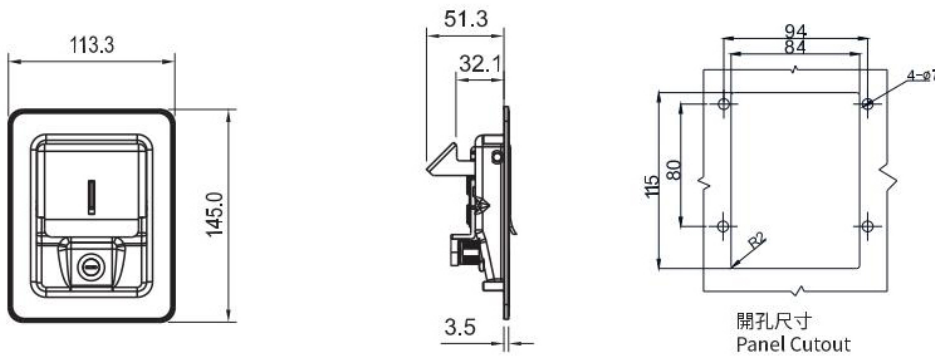
電鍍亮鉻 Bright chrome	A-836
--------------------	-------



面板,手柄,掛鎖,鐵,無光黑,滑動塊,鎖舌,鐵鍍鋅
 Paddle housing,handle,padlock hook M.S Black smooth powder coated slide plate,cam,
 M.S zinc plated

帶掛 Padlockable

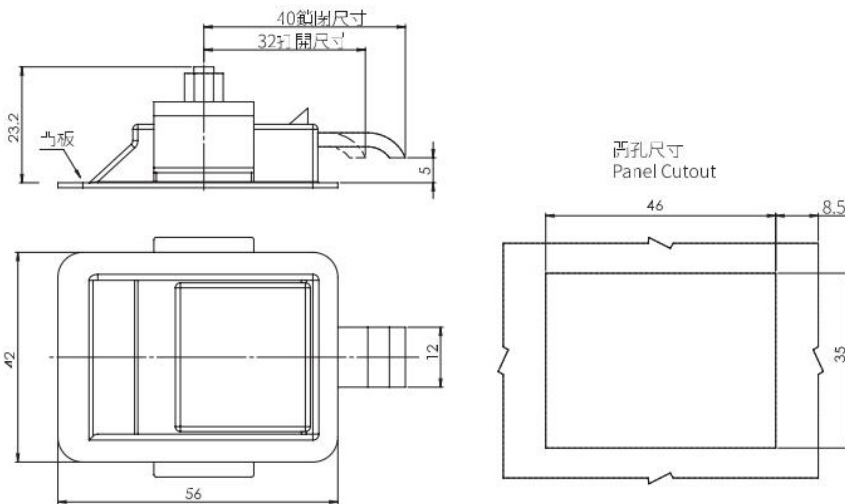
A-1702-00-10-P



面板、手柄:Q235,電著+黑色塗裝,滑動塊、鎖舌Q235,三價彩,鉚釘、銷子SUS304,本色
 Paddle housing、Handle;Q235,E-coated Black smooth powder coated,Slide plate,Cam:Q235,Bule
 white zinc plated,Rivet stud、Pin;SUS304,natural

A-1702-10A-10

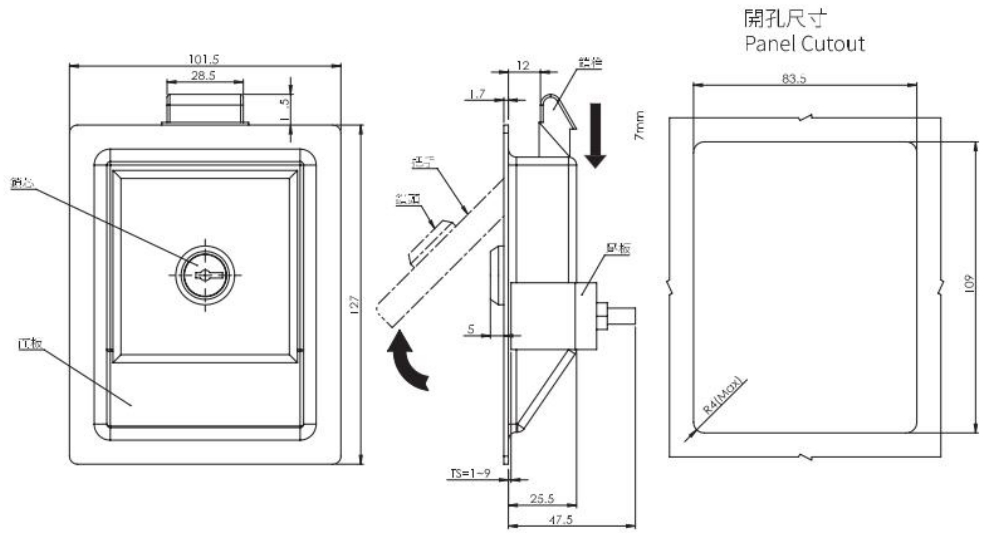
NEW



不鏽鋼 304,拉絲拋光
 Stainless steel 304,Polishing

AS-729

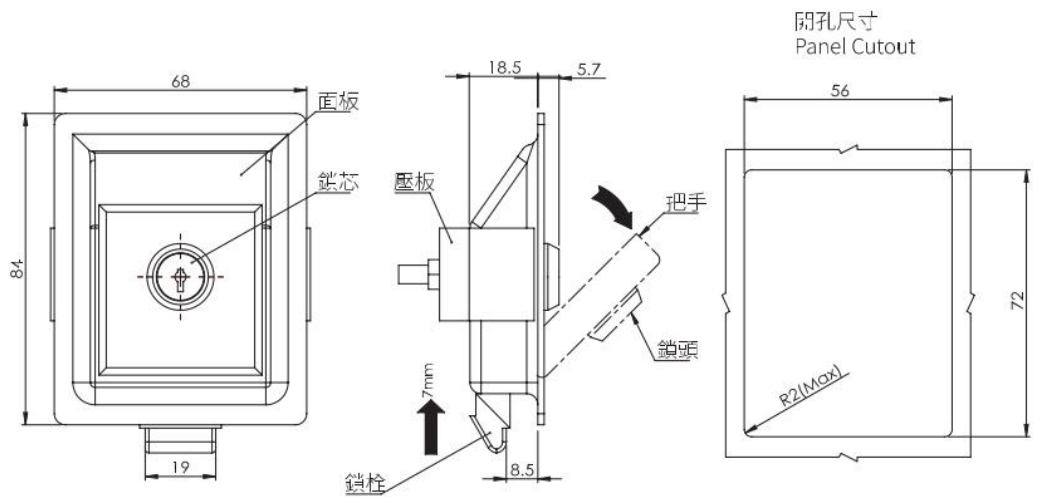




鋼鐵、黑色塗裝
Steel、Black powder coated

黑色塗裝 Black powder coated

A-325



鋼鐵、黑色塗裝
Steel、Black powder coated

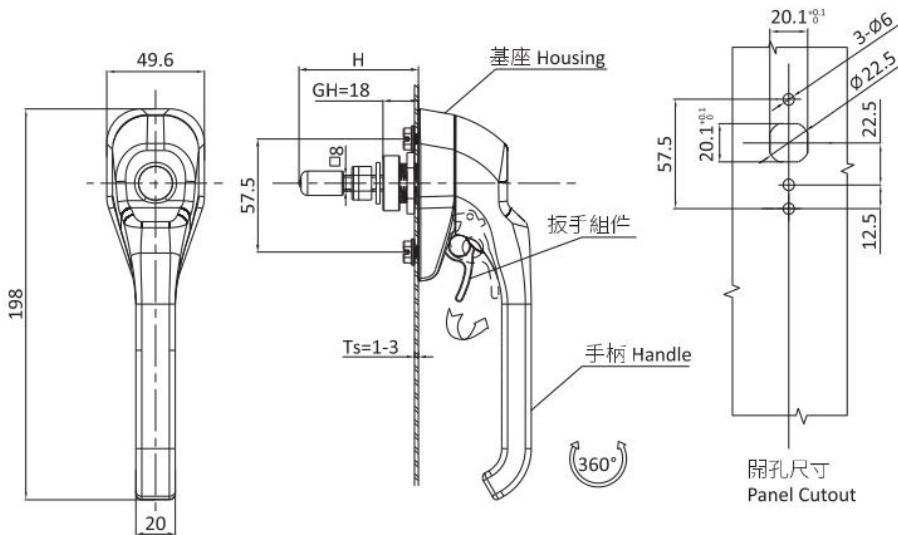
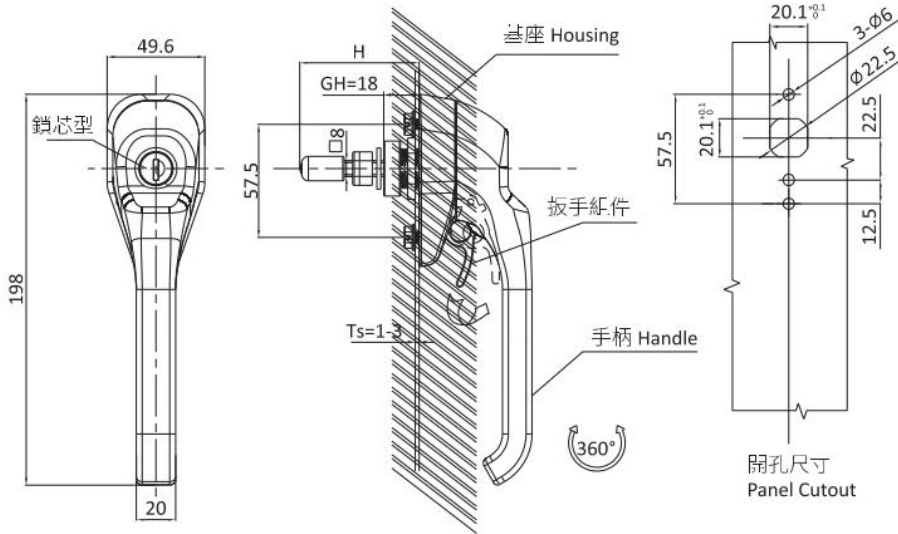
黑色塗裝 Black powder coated

帶鎖芯 Key locking

A-318

不帶鎖芯 Non-locking

A-318-2



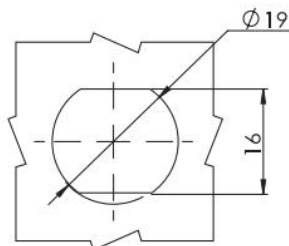
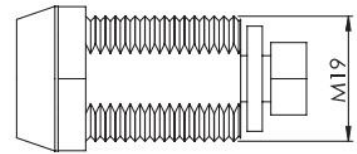
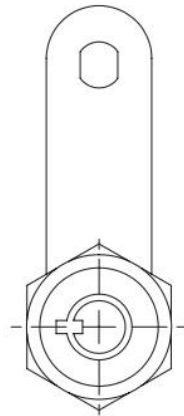
鋅合金鎖體, 黑色塗裝麻面黑, 另有不鏽鋼316
Zinc die, Black textured powder coated or Stainless steel 316S

	麻面黑 Black Textured Powder Coated	全不鏽鋼 SUS316
YK333鑰匙型 YK333 key locking	A-1601-110-20	AS-1601-110-316
不帶鎖芯型 Non-locking	A-1601-100-20	AS-1601-100-316
2x4直槽型 2x4slot	A-1601-124-20	

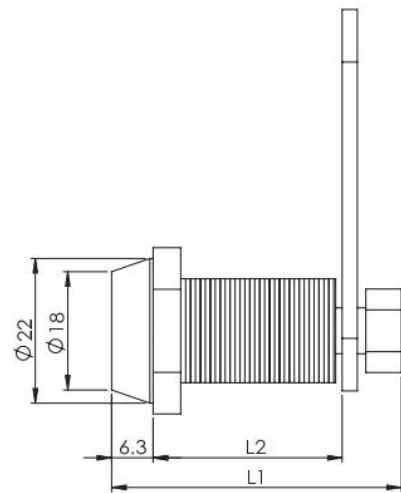
可選配件 Accessories ref. to page #

- 鎖匙 見頁面 I-001
CAM ref. to page I-001

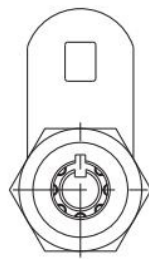
- 備註: Remark
- 專用鑰匙可選 Key different on request.
 - CH751 鑰匙可選, CH751 key code on request
 - 可配掛鎖 Padlockable on request



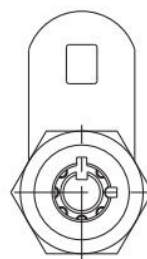
開孔尺寸
Cut out



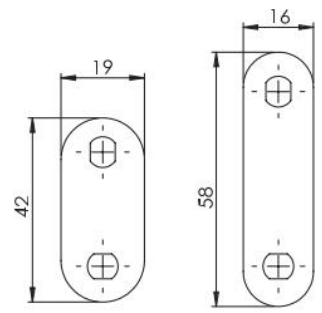
鑰匙拔插類型
Key Way



單抽型



雙抽型



TX-010-2

TX-010

舌片cam

可選配件 Accessories ref. to page #

備註: Remark
可變換5000種以上鑰匙(客製)
5000 kinds of key for change

鋅合金基座、鎖芯；電鍍克銘，鍍鋅鋼柱。
Zinc die housing and cylinder ; bright chrome, M.S. zinc plated cam.

Order No.	L1	L2
A-824-1	34	17
A-824-2	40	23
A-824-3	45	28

力卡實業有限公司
LEEKA INDUSTRIAL CO.,LTD.

407台中市西屯區工業區三十六路21-1號
No.21-1, 36TH RD., TAICHUNG INDUSTRIAL PARK,
TAICHUNG 407, TAIWAN, R.O.C.

TEL : +886-4-2359 8798
FAX : +886-4-2359 8762
VAT number : 24579163
E-mail : info@leeka.com.tw



www.leeka.com.tw 

WELCOME TO VISIT OUR WEBSITE

